



Videocard Benchmarks

Over 1,000,000 Video Cards Benchmarked

Video Card List

Below is an alphabetical list of all Video Card types that appear in the charts. Clicking on a specific Video Card will take you to the chart it appears in and will highlight it for you.


 VIDEO CARD

 High End

High Mid Range


Low Mid Range


Low End

 Best Value


Common

Market Share

 Compare ⁰

 Video Card Mega List

Search Model

 GPU Compute Video Card Chart

Power Performance Video Card Chart

2D Graphics Video Card List

Single Video Card

Find Videocard

| Videocard Name | Passmark G3D Mark (higher is better) | Rank (lower is better) | Videocard Value (higher is better) | Price (USD) |
|--|--------------------------------------|------------------------|------------------------------------|-------------|
| 256MB DDR Radeon 9800 XT | 37 | 2139 | NA | NA |
| 7900 MOD - Radeon HD 6520G | 610 | 1311 | NA | NA |
| 7900 MOD - Radeon HD 6550D | 892 | 1041 | NA | NA |
| A6 Micro-6500T Quad-Core APU with RadeonR4 | 220 | 1708 | NA | NA |
| A10-8Q | 13234 | 109 | NA | NA |
| A40-6Q | 787 | 1123 | NA | NA |
| ABIT Siluro T400 | 3 | 2335 | NA | NA |
| ALL-IN-WONDER 9000 | 4 | 2302 | NA | NA |
| ALL-IN-WONDER 9800 | 23 | 2208 | NA | NA |
| ALL-IN-WONDER RADEON 8500DV | 5 | 2288 | NA | NA |
| ALL-IN-WONDER X800 GT | 84 | 1978 | NA | NA |
| All-in-Wonder X1800XL | 30 | 2179 | NA | NA |
| All-in-Wonder X1900 | 127 | 1845 | NA | NA |
| AMIGAMERLIN 3.1-R1 For Voodoo 4 4500 PCI | 3 | 2360 | NA | NA |
| ASUS A7000 | 9 | 2248 | NA | NA |
| ASUS AGP-V3800PRO v31.40H | 4 | 2321 | NA | NA |
| ASUS EAH4870x2 | 496 | 1450 | NA | NA |

| Videocard Name | Passmark G3D Mark (higher is better) | Rank (lower is better) | Videocard Value (higher is better) | Price (USD) |
|--|---|---------------------------|---------------------------------------|---------------------------|
| <u>ASUS GTX 660 Ti EDC-EDC</u> | 120 | 1100 | NA | NA |
| <u>ASUS V9520-X V62.11</u> | 7 | 2259 | NA | NA |
| <u>B8DKMDAP</u> | 4557 | 350 | NA | NA |
| <u>Barco MXRT 1450</u> | 205 | 1730 | NA | NA |
| <u>Barco MXRT 2600</u> | 900 | 1038 | 4.52 | \$199.00* |
| <u>Barco MXRT 5400</u> | 1161 | 895 | 5.72 | \$203.00* |
| <u>Barco MXRT 5450</u> | 1079 | 933 | 5.40 | \$199.99* |
| <u>Barco MXRT 5500</u> | 2701 | 507 | 9.04 | \$299.00* |
| <u>Barco MXRT 5600</u> | 2465 | 547 | 3.50 | \$704.00* |
| <u>Barco MXRT 7100</u> | 180 | 1755 | NA | NA |
| <u>Barco MXRT 7400</u> | 900 | 1037 | 9.10 | \$99.00* |
| <u>Barco MXRT 7500</u> | 3753 | 406 | 12.55 | \$299.00* |
| <u>Barco MXRT 7600</u> | 4943 | 327 | 8.20 | \$602.59* |
| <u>BASICDISPLAY</u> | 69 | 2025 | NA | NA |
| <u>Citrix Indirect Display Adapter</u> | 4446 | 359 | NA | NA |
| <u>CONNECT 3D RADEON X300</u> | 36 | 2144 | NA | NA |
| <u>Custom GPU 0405</u> | 2742 | 499 | NA | NA |
| <u>Dell 8100</u> | 2 | 2386 | 0.00 | \$999.11* |
| <u>Dell 8200</u> | 4 | 2323 | NA | NA |
| <u>Diamond X1300-PCIE 256MB</u> | 70 | 2022 | NA | NA |
| <u>EAH5450</u> | 134 | 1827 | 1.22 | \$109.99* |
| <u>EIZO Quadro MED-XN51LP</u> | 5048 | 321 | NA | NA |
| <u>Embedded Radeon E9173</u> | 1798 | 703 | NA | NA |
| <u>Eng Sample: 100-000000261-50_Y</u> | 2859 | 484 | NA | NA |
| <u>Extreme AX850 PRO</u> | 120 | 1865 | NA | NA |
| <u>FireGL T2-128</u> | 30 | 2177 | NA | NA |
| <u>FireGL V3100</u> | 52 | 2076 | NA | NA |
| <u>FireGL V3200</u> | 84 | 1975 | NA | NA |
| <u>FireGL V3300</u> | 70 | 2020 | NA | NA |
| <u>FireGL V3350</u> | 68 | 2031 | NA | NA |
| <u>FireGL V3400</u> | 103 | 1920 | NA | NA |
| <u>FireGL V3600</u> | 179 | 1756 | 1.12 | \$160.99* |
| <u>FireGL V5100</u> | 92 | 1957 | 0.81 | \$114.96* |
| Videocard Name | Passmark G3D Mark (higher is better) | Rank (lower is better) | Videocard Value (higher is better) | Price (USD) |
| <u>FireGL V5200</u> | 114 | 1885 | 0.86 | \$133.40* |

| Videocard Name | Passmark G3D Mark (higher is better) | Rank (lower is better) | Videocard Value (higher is better) | Price (USD) |
|--|---|---------------------------|---------------------------------------|-----------------------------|
| FireGL V3000 | 511 | 1888 | 1.02 | \$220.00 |
| FireGL V7100 | 71 | 2013 | 0.22 | \$328.67* |
| FireGL V7200 | 116 | 1876 | NA | NA |
| FireGL V7300 | 128 | 1840 | 0.11 | \$1,189.99* |
| FireGL V7350 | 110 | 1898 | 0.93 | \$119.42* |
| FireGL V7600 | 615 | 1302 | NA | NA |
| FireGL V7700 | 660 | 1247 | 9.43 | \$69.99* |
| FireGL V8600 | 838 | 1075 | NA | NA |
| FireGL V8650 | 550 | 1386 | 1.84 | \$298.99* |
| FireGL X1 | 59 | 2061 | NA | NA |
| FireMV 2200 PCI | 1 | 2402 | NA | NA |
| FireMV 2200 PCIe | 36 | 2146 | 0.40 | \$89.99* |
| FireMV 2250 | 45 | 2103 | 0.44 | \$104.00* |
| FireMV 2260 | 117 | 1871 | 1.33 | \$88.08* |
| FireMV 2400 PCIe | 11 | 2241 | NA | NA |
| FireMV 2450 | 73 | 2007 | NA | NA |
| FirePro 3D V3700 | 178 | 1758 | 2.10 | \$84.99* |
| FirePro 3D V3750 | 341 | 1594 | 6.71 | \$50.88* |
| FirePro 3D V3800 | 472 | 1473 | 3.15 | \$149.99* |
| FirePro 3D V4800 | 853 | 1064 | 5.33 | \$159.99* |
| FirePro 3D V5700 | 546 | 1390 | 1.71 | \$319.99* |
| FirePro 3D V5800 | 1231 | 863 | 6.04 | \$204.00* |
| FirePro 3D V7750 | 545 | 1394 | 1.56 | \$350.00* |
| FirePro 3D V7800 | 1867 | 681 | 3.11 | \$599.99* |
| FirePro 3D V8700 | 1206 | 875 | 7.09 | \$170.07* |
| FirePro 3D V8750 | 1271 | 847 | 1.03 | \$1,230.99* |
| FirePro 3D V8800 | 2437 | 551 | 5.74 | \$424.99* |
| FirePro 3D V9800 | 2811 | 489 | 1.13 | \$2,499.00* |
| FirePro 2260 | 112 | 1889 | NA | NA |
| FirePro 2270 | 144 | 1799 | 1.08 | \$134.00* |
| FirePro 2450 | 51 | 2084 | 0.57 | \$89.99* |
| FirePro 2460 | 170 | 1766 | 2.03 | \$83.99* |
| FirePro M2000 | 423 | 1524 | NA | NA |
| FirePro M4000 | 1610 | 752 | 22.11 | \$72.83* |
| FirePro M4000 Mobility Pro | 1630 | 745 | NA | NA |

| Videocard Name | Passmark G3D Mark (higher is better) | Rank (lower is better) | Videocard Value (higher is better) | Price (USD) |
|--|---|---------------------------|---------------------------------------|-----------------------------|
| FirePro M7100 | 1000 | 900 | NA | NA |
| FirePro M4150 | 928 | 1017 | NA | NA |
| FirePro M4170 | 1119 | 912 | NA | NA |
| FirePro M5100 | 2102 | 621 | NA | NA |
| FirePro M5100 FireGL V | 1839 | 688 | NA | NA |
| FirePro M5950 | 1314 | 834 | NA | NA |
| FirePro M6000 | 1820 | 695 | 5.58 | \$325.99* |
| FirePro M6000 Mobility Pro | 1750 | 713 | NA | NA |
| FirePro M6100 | 2206 | 601 | NA | NA |
| FirePro M6100 FireGL V | 2722 | 504 | NA | NA |
| FirePro M7740 | 665 | 1242 | NA | NA |
| FirePro M40003 | 1364 | 823 | NA | NA |
| FirePro R5000 | 2646 | 520 | 24.06 | \$109.99* |
| Videocard Name | Passmark G3D Mark (higher is better) | Rank (lower is better) | Videocard Value (higher is better) | Price (USD) |
| FirePro RG220 | 335 | 1602 | 0.52 | \$650.18* |
| FirePro S7000 | 4523 | 353 | 18.35 | \$246.54* |
| FirePro S7150 | 2726 | 501 | 1.61 | \$1,697.99* |
| FirePro S9000 | 5059 | 320 | NA | NA |
| FirePro S9050 | 4901 | 329 | NA | NA |
| FirePro S10000 | 4768 | 338 | NA | NA |
| FirePro V3800 | 320 | 1616 | 2.57 | \$124.99* |
| FirePro V3900 | 649 | 1260 | 2.73 | \$238.44* |
| FirePro V4900 | 977 | 983 | 6.51 | \$149.99* |
| FirePro V5700 | 464 | 1485 | 2.47 | \$188.06* |
| FirePro V5800 | 1184 | 886 | 22.34 | \$53.00* |
| FirePro V5900 | 1276 | 846 | 14.84 | \$86.00* |
| FirePro V7000 | 3161 | 458 | NA | NA |
| FirePro V7800 | 2028 | 637 | 10.68 | \$190.00* |
| FirePro V7900 | 2304 | 575 | 12.13 | \$190.00* |
| FirePro V8700 | 1538 | 773 | 9.75 | \$157.88* |
| FirePro V8800 | 2280 | 583 | 11.52 | \$198.00* |
| FirePro V9800 | 2726 | 502 | 5.75 | \$474.00* |
| FirePro W600 | 1641 | 742 | 3.96 | \$414.99* |
| FirePro W2100 | 891 | 1043 | 15.11 | \$59.00* |
| FirePro W4100 | 1547 | 768 | 8.41 | \$184.00* |

| Videocard Name | Passmark G3D Mark (higher is better) | Rank (lower is better) | Videocard Value (higher is better) | Price (USD) |
|---|--------------------------------------|------------------------|------------------------------------|-----------------------------|
| FirePro W4100M | 1156 | 898 | NA | NA |
| FirePro W4190M | 1156 | 898 | NA | NA |
| FirePro W4300 | 2757 | 497 | 11.49 | \$239.99* |
| FirePro W5000 | 2960 | 477 | 16.09 | \$184.00* |
| FirePro W5100 | 2963 | 476 | 23.53 | \$125.99* |
| FirePro W5130M | 1379 | 820 | NA | NA |
| Firepro W5170M | 1763 | 710 | NA | NA |
| FirePro W6150M | 2358 | 563 | NA | NA |
| FirePro W7000 | 4238 | 374 | 15.25 | \$278.05* |
| FirePro W7000 Adapter | 4361 | 364 | NA | NA |
| FirePro W7100 | 5327 | 297 | 13.68 | \$389.30* |
| FirePro W7170M | 3161 | 459 | NA | NA |
| FirePro W8000 | 4095 | 381 | 7.15 | \$573.00* |
| FirePro W8100 | 7313 | 233 | 10.39 | \$704.00* |
| FirePro W9000 | 6138 | 264 | 7.26 | \$845.00* |
| FirePro W9100 | 7927 | 212 | 4.58 | \$1,729.99* |
| FireStream 9170 | 647 | 1262 | NA | NA |
| FireStream 9250 | 1164 | 890 | NA | NA |
| FireStream 9270 | 1341 | 829 | NA | NA |
| FireStream 9370 | 2528 | 538 | NA | NA |
| GeCube RADEON 7000 | 8 | 2250 | NA | NA |
| GeForce2 Go | 4 | 2327 | NA | NA |
| GeForce2 GTS/GeForce2 Pro | 3 | 2332 | NA | NA |
| GeForce2 Integrated GPU | 4 | 2322 | NA | NA |
| GeForce2 MX | 2 | 2372 | NA | NA |
| GeForce2 MX 100/200 | 3 | 2356 | NA | NA |
| GeForce2 MX with DVI-D and TV-out | 4 | 2306 | NA | NA |
| GeForce2 MX with TV Out | 2 | 2380 | NA | NA |
| Videocard Name | Passmark G3D Mark (higher is better) | Rank (lower is better) | Videocard Value (higher is better) | Price (USD) |
| GeForce2 MX/MX 400 | 3 | 2334 | NA | NA |
| GeForce2 Ti | 4 | 2314 | NA | NA |
| GeForce2 Ultra | 6 | 2272 | NA | NA |
| GeForce3 | 4 | 2303 | NA | NA |
| GeForce3 Ti 200 | 4 | 2329 | NA | NA |
| GeForce3 Ti 500 | 2 | 2382 | NA | NA |

| Videocard Name | Passmark G3D Mark (higher is better) | Rank (lower is better) | Videocard Value (higher is better) | Price (USD) |
|-----------------------------------|---|---------------------------|---------------------------------------|---------------------------|
| <u>GeForce4 420 Go</u> | 5 | 2293 | NA | NA |
| <u>GeForce4 420 Go 32M</u> | 5 | 2293 | NA | NA |
| <u>GeForce4 440</u> | 4 | 2300 | NA | NA |
| <u>GeForce4 440 Go</u> | 3 | 2340 | NA | NA |
| <u>GeForce4 440 Go 64M</u> | 5 | 2278 | NA | NA |
| <u>GeForce4 448 Go</u> | 5 | 2290 | NA | NA |
| <u>GeForce4 4200 Go</u> | 3 | 2333 | NA | NA |
| <u>GeForce4 MX 420</u> | 4 | 2307 | NA | NA |
| <u>GeForce4 MX 440</u> | 4 | 2317 | NA | NA |
| <u>GeForce4 MX 440 with AGP8X</u> | 4 | 2304 | NA | NA |
| <u>GeForce4 MX 440SE</u> | 4 | 2316 | NA | NA |
| <u>GeForce4 MX 460</u> | 4 | 2326 | NA | NA |
| <u>GeForce4 MX 4000</u> | 4 | 2320 | NA | NA |
| <u>GeForce4 MX Integrated GPU</u> | 6 | 2270 | NA | NA |
| <u>GeForce4 Ti 4200</u> | 5 | 2289 | NA | NA |
| <u>GeForce4 Ti 4400</u> | 7 | 2263 | NA | NA |
| <u>GeForce4 Ti 4600</u> | 5 | 2291 | 0.10 | \$53.99* |
| <u>GeForce4 Ti 4800</u> | 5 | 2280 | NA | NA |
| <u>GeForce4 Ti 4800 SE</u> | 6 | 2266 | NA | NA |
| <u>GeForce9400M</u> | 105 | 1911 | NA | NA |
| <u>GeForce 205</u> | 126 | 1848 | NA | NA |
| <u>GeForce 210</u> | 99 | 1933 | 1.84 | \$54.15* |
| <u>GeForce 240M GT</u> | 319 | 1619 | NA | NA |
| <u>GeForce 256</u> | 5 | 2298 | 0.12 | \$42.04* |
| <u>GeForce 305M</u> | 150 | 1788 | NA | NA |
| <u>GeForce 310</u> | 120 | 1863 | 1.11 | \$108.35* |
| <u>GeForce 310M</u> | 111 | 1897 | NA | NA |
| <u>GeForce 315</u> | 158 | 1778 | 4.80 | \$32.99* |
| <u>GeForce 315M</u> | 115 | 1878 | NA | NA |
| <u>GeForce 320M</u> | 209 | 1721 | NA | NA |
| <u>GeForce 405</u> | 120 | 1864 | 4.89 | \$24.64* |
| <u>GeForce 410M</u> | 248 | 1684 | NA | NA |
| <u>GeForce 505</u> | 119 | 1866 | 1.04 | \$115.06* |
| <u>GeForce 510</u> | 259 | 1672 | 3.71 | \$69.99* |
| <u>GeForce 605</u> | 308 | 1624 | 2.25 | \$136.83* |

| Videocard Name | Passmark G3D Mark (higher is better) | Rank (lower is better) | Videocard Value (higher is better) | Price (USD) |
|------------------------|---|---------------------------|---------------------------------------|---------------------------|
| <u>GeForce 610M</u> | 509 | 1432 | NA | NA |
| <u>GeForce 615</u> | 509 | 1432 | NA | NA |
| <u>GeForce 705M</u> | 455 | 1496 | NA | NA |
| <u>GeForce 710A</u> | 466 | 1480 | NA | NA |
| <u>GeForce 710M</u> | 462 | 1489 | NA | NA |
| <u>GeForce 720A</u> | 614 | 1304 | NA | NA |
| <u>GeForce 730A</u> | 771 | 1139 | NA | NA |
| <u>GeForce 770M</u> | 3245 | 451 | 18.34 | \$176.99* |
| Videocard Name | Passmark G3D Mark (higher is better) | Rank (lower is better) | Videocard Value (higher is better) | Price (USD) |
| <u>GeForce 800A</u> | 428 | 1521 | NA | NA |
| <u>GeForce 800M</u> | 452 | 1500 | NA | NA |
| <u>GeForce 810A</u> | 622 | 1291 | NA | NA |
| <u>GeForce 810M</u> | 410 | 1536 | NA | NA |
| <u>GeForce 820A</u> | 557 | 1382 | NA | NA |
| <u>GeForce 820M</u> | 506 | 1438 | NA | NA |
| <u>GeForce 825M</u> | 783 | 1125 | NA | NA |
| <u>GeForce 830A</u> | 1138 | 905 | NA | NA |
| <u>GeForce 830M</u> | 1005 | 965 | NA | NA |
| <u>GeForce 840A</u> | 1179 | 887 | NA | NA |
| <u>GeForce 840M</u> | 1075 | 934 | NA | NA |
| <u>GeForce 845M</u> | 1506 | 783 | NA | NA |
| <u>GeForce 910M</u> | 591 | 1336 | NA | NA |
| <u>GeForce 920A</u> | 874 | 1054 | NA | NA |
| <u>GeForce 920M</u> | 727 | 1185 | NA | NA |
| <u>GeForce 920MX</u> | 1081 | 930 | NA | NA |
| <u>GeForce 930A</u> | 1139 | 903 | NA | NA |
| <u>GeForce 930M</u> | 1014 | 960 | NA | NA |
| <u>GeForce 930MX</u> | 1302 | 841 | NA | NA |
| <u>GeForce 940A</u> | 1144 | 902 | NA | NA |
| <u>GeForce 940M</u> | 1115 | 915 | NA | NA |
| <u>GeForce 940MX</u> | 1509 | 781 | NA | NA |
| <u>GeForce 945A</u> | 1852 | 686 | NA | NA |
| <u>GeForce 945M</u> | 2063 | 628 | NA | NA |
| <u>GeForce 999 GTX</u> | 83 | 1982 | NA | NA |
| <u>GeForce 6100</u> | 27 | 2188 | NA | NA |

| Videocard Name | Passmark G3D Mark (higher is better) | Rank (lower is better) | Videocard Value (higher is better) | Price (USD) |
|------------------------------------|--------------------------------------|------------------------|------------------------------------|-------------|
| <u>GeForce 6100 nForce 400</u> | 29 | 2181 | NA | NA |
| <u>GeForce 6100 nForce 405</u> | 29 | 2181 | NA | NA |
| <u>GeForce 6100 nForce 420</u> | 25 | 2196 | NA | NA |
| <u>GeForce 6100 nForce 430</u> | 23 | 2210 | NA | NA |
| <u>GeForce 6150</u> | 21 | 2213 | 0.07 | \$329.00* |
| <u>GeForce 6150 LE</u> | 33 | 2163 | NA | NA |
| <u>GeForce 6150SE</u> | 24 | 2201 | NA | NA |
| <u>GeForce 6150SE nForce 430</u> | 31 | 2175 | NA | NA |
| <u>GeForce 6200</u> | 41 | 2119 | 0.42 | \$99.99* |
| <u>GeForce 6200 A-LE</u> | 32 | 2171 | NA | NA |
| <u>GeForce 6200 LE</u> | 28 | 2184 | 0.69 | \$41.24* |
| <u>GeForce 6200 TurboCache</u> | 53 | 2075 | NA | NA |
| <u>GeForce 6200A</u> | 3 | 2343 | 0.07 | \$54.99* |
| <u>GeForce 6200SE TurboCache</u> | 37 | 2142 | NA | NA |
| <u>GeForce 6500</u> | 38 | 2135 | NA | NA |
| <u>GeForce 6600</u> | 85 | 1974 | 0.32 | \$264.00* |
| <u>GeForce 6600 GT</u> | 137 | 1817 | 2.11 | \$64.95* |
| <u>GeForce 6600 LE</u> | 51 | 2083 | NA | NA |
| <u>GeForce 6610 XL</u> | 88 | 1969 | NA | NA |
| <u>GeForce 6700 XL</u> | 95 | 1948 | NA | NA |
| <u>GeForce 6800</u> | 112 | 1890 | 0.20 | \$559.29* |
| <u>GeForce 6800 GS</u> | 195 | 1742 | NA | NA |
| <u>GeForce 6800 GS/XT</u> | 102 | 1922 | NA | NA |
| Videocard Name | Passmark G3D Mark (higher is better) | Rank (lower is better) | Videocard Value (higher is better) | Price (USD) |
| <u>GeForce 6800 GT</u> | 142 | 1802 | NA | NA |
| <u>GeForce 6800 LE</u> | 109 | 1901 | NA | NA |
| <u>GeForce 6800 Ultra</u> | 138 | 1811 | NA | NA |
| <u>GeForce 6800 XE</u> | 58 | 2062 | NA | NA |
| <u>GeForce 6800 XT</u> | 128 | 1842 | NA | NA |
| <u>GeForce 7000M</u> | 13 | 2234 | NA | NA |
| <u>GeForce 7000M / nForce 610M</u> | 12 | 2235 | NA | NA |
| <u>GeForce 7025 / nForce 630a</u> | 32 | 2168 | NA | NA |
| <u>GeForce 7050 / nForce 610i</u> | 25 | 2198 | NA | NA |
| <u>GeForce 7050 / nForce 620i</u> | 41 | 2120 | NA | NA |
| <u>GeForce 7050 / nForce 630i</u> | 37 | 2138 | NA | NA |

| Videocard Name | Passmark G3D Mark (higher is better) | Rank (lower is better) | Videocard Value (higher is better) | Price (USD) |
|--------------------------------------|---|---------------------------|---------------------------------------|---------------------------|
| <u>GeForce 7000 LE / nForce 6000</u> | 27 | 2191 | NA | NA |
| <u>GeForce 7100 / nForce 620i</u> | 26 | 2192 | NA | NA |
| <u>GeForce 7100 / nForce 630i</u> | 35 | 2150 | NA | NA |
| <u>GeForce 7100 GS</u> | 51 | 2080 | NA | NA |
| <u>GeForce 7150 / nForce 630i</u> | 33 | 2166 | NA | NA |
| <u>GeForce 7150M / nForce 630M</u> | 18 | 2221 | NA | NA |
| <u>GeForce 7200 GS</u> | 23 | 2209 | NA | NA |
| <u>GeForce 7300 GS</u> | 78 | 2000 | NA | NA |
| <u>GeForce 7300 GT</u> | 136 | 1822 | 0.91 | \$149.99* |
| <u>GeForce 7300 LE</u> | 80 | 1997 | 2.50 | \$32.00* |
| <u>GeForce 7300 SE</u> | 39 | 2133 | NA | NA |
| <u>GeForce 7300 SE/7200 GS</u> | 47 | 2096 | NA | NA |
| <u>GeForce 7350 LE</u> | 74 | 2006 | NA | NA |
| <u>GeForce 7500 LE</u> | 89 | 1968 | NA | NA |
| <u>GeForce 7600 GS</u> | 156 | 1779 | 0.90 | \$175.00* |
| <u>GeForce 7600 GT</u> | 201 | 1734 | 1.01 | \$199.00* |
| <u>GeForce 7650 GS</u> | 134 | 1828 | NA | NA |
| <u>GeForce 7800 GS</u> | 177 | 1759 | NA | NA |
| <u>GeForce 7800 GT</u> | 244 | 1687 | 3.05 | \$80.00* |
| <u>GeForce 7800 GTX</u> | 290 | 1641 | 4.06 | \$71.60* |
| <u>GeForce 7900 GS</u> | 253 | 1677 | NA | NA |
| <u>GeForce 7900 GT</u> | 258 | 1674 | 1.30 | \$199.00* |
| <u>GeForce 7900 GT/GTO</u> | 247 | 1685 | NA | NA |
| <u>GeForce 7900 GTX</u> | 387 | 1558 | NA | NA |
| <u>GeForce 7950 GT</u> | 344 | 1591 | 1.69 | \$203.99* |
| <u>GeForce 7950 GX2</u> | 201 | 1733 | 3.67 | \$54.99* |
| <u>GeForce 7950 Xtreme</u> | 287 | 1645 | NA | NA |
| <u>GeForce 8100 / nForce 720a</u> | 79 | 1999 | NA | NA |
| <u>GeForce 8200</u> | 139 | 1809 | NA | NA |
| <u>GeForce 8200M G</u> | 64 | 2046 | NA | NA |
| <u>GeForce 8300</u> | 101 | 1928 | 4.48 | \$22.68* |
| <u>GeForce 8300 GS</u> | 100 | 1931 | NA | NA |
| <u>GeForce 8400</u> | 81 | 1992 | 0.14 | \$589.99* |
| <u>GeForce 8400 GS</u> | 136 | 1821 | 1.59 | \$85.97* |
| <u>GeForce 8400 SE</u> | 68 | 2032 | NA | NA |

| Videocard Name | Passmark G3D Mark (higher is better) | Rank (lower is better) | Videocard Value (higher is better) | Price (USD) |
|-----------------------------------|---|---------------------------|---------------------------------------|----------------|
| <u>GeForce 8400M GS</u> | 98 | 1941 | 1.25 | \$78.20* |
| <u>GeForce 8400M GT</u> | 66 | 2040 | NA | NA |
| Videocard Name | Passmark G3D Mark (higher is better) | Rank (lower is better) | Videocard Value (higher is better) | Price (USD) |
| <u>GeForce 8500 GT</u> | 123 | 1853 | NA | NA |
| <u>GeForce 8600 GS</u> | 91 | 1960 | NA | NA |
| <u>GeForce 8600 GT</u> | 116 | 1873 | 0.60 | \$196.00* |
| <u>GeForce 8600 GTS</u> | 153 | 1783 | 0.63 | \$241.99* |
| <u>GeForce 8600M GS</u> | 70 | 2023 | NA | NA |
| <u>GeForce 8600M GT</u> | 90 | 1965 | 0.83 | \$108.10* |
| <u>GeForce 8700M GT</u> | 124 | 1850 | NA | NA |
| <u>GeForce 8800 GS</u> | 330 | 1606 | NA | NA |
| <u>GeForce 8800 GT</u> | 503 | 1443 | 7.19 | \$69.99* |
| <u>GeForce 8800 GTS</u> | 444 | 1509 | 5.56 | \$79.99* |
| <u>GeForce 8800 GTS 512</u> | 595 | 1331 | NA | NA |
| <u>GeForce 8800 GTX</u> | 595 | 1332 | 4.96 | \$119.99* |
| <u>GeForce 8800 Ultra</u> | 642 | 1269 | NA | NA |
| <u>GeForce 8800M GTS</u> | 382 | 1559 | NA | NA |
| <u>GeForce 8800M GTX</u> | 462 | 1490 | NA | NA |
| <u>GeForce 9100</u> | 81 | 1986 | NA | NA |
| <u>GeForce 9100M G</u> | 68 | 2033 | NA | NA |
| <u>GeForce 9200</u> | 165 | 1773 | NA | NA |
| <u>GeForce 9200M GE</u> | 143 | 1800 | NA | NA |
| <u>GeForce 9200M GS</u> | 111 | 1895 | NA | NA |
| <u>GeForce 9300</u> | 126 | 1846 | 2.15 | \$59.00* |
| <u>GeForce 9300 / nForce 730i</u> | 128 | 1838 | NA | NA |
| <u>GeForce 9300 GE</u> | 76 | 2002 | 3.32 | \$22.99* |
| <u>GeForce 9300 GS</u> | 102 | 1923 | 1.71 | \$59.95* |
| <u>GeForce 9300 SE</u> | 81 | 1990 | NA | NA |
| <u>GeForce 9300GE</u> | 97 | 1943 | 1.01 | \$97.20* |
| <u>GeForce 9300M G</u> | 84 | 1977 | NA | NA |
| <u>GeForce 9300M GS</u> | 89 | 1966 | 2.07 | \$43.42* |
| <u>GeForce 9400</u> | 98 | 1936 | NA | NA |
| <u>GeForce 9400 GT</u> | 101 | 1930 | 0.63 | \$159.99* |
| <u>GeForce 9400M</u> | 67 | 2036 | NA | NA |

| Videocard Name | Passmark G3D Mark (higher is better) | Rank (lower is better) | Videocard Value (higher is better) | Price (USD) |
|---|--------------------------------------|------------------------|------------------------------------|---------------------------|
| <u>GeForce 9400M G</u> | 97 | 2007 | NA | NA |
| <u>GeForce 9450</u> | 104 | 1913 | NA | NA |
| <u>GeForce 9500 GS</u> | 151 | 1786 | NA | NA |
| <u>GeForce 9500 GT</u> | 137 | 1814 | 1.60 | \$85.99* |
| <u>GeForce 9500M</u> | 103 | 1919 | 1.02 | \$101.20* |
| <u>GeForce 9500M G</u> | 121 | 1860 | NA | NA |
| <u>GeForce 9500M GS</u> | 102 | 1924 | NA | NA |
| <u>GeForce 9600 GS</u> | 281 | 1654 | NA | NA |
| <u>GeForce 9600 GSO</u> | 339 | 1598 | 6.79 | \$49.99* |
| <u>GeForce 9600 GSO 512</u> | 329 | 1608 | NA | NA |
| <u>GeForce 9600 GT</u> | 495 | 1451 | 7.63 | \$64.99* |
| <u>GeForce 9600M GS</u> | 117 | 1870 | NA | NA |
| <u>GeForce 9600M GT</u> | 137 | 1816 | 1.76 | \$78.20* |
| <u>GeForce 9600M GT / GeForce GT 220M</u> | 293 | 1637 | NA | NA |
| <u>GeForce 9650M GS</u> | 270 | 1661 | NA | NA |
| <u>GeForce 9650M GT</u> | 137 | 1819 | 1.17 | \$117.30* |
| <u>GeForce 9700M GT</u> | 208 | 1724 | NA | NA |
| <u>GeForce 9700M GTS</u> | 278 | 1656 | NA | NA |
| Videocard Name | Passmark G3D Mark (higher is better) | Rank (lower is better) | Videocard Value (higher is better) | Price (USD) |
| <u>GeForce 9800 GT</u> | 473 | 1472 | 6.32 | \$74.99* |
| <u>GeForce 9800 GT 1024MB</u> | 134 | 1826 | NA | NA |
| <u>GeForce 9800 GTX</u> | 769 | 1142 | 10.26 | \$74.99* |
| <u>GeForce 9800 GTX+</u> | 506 | 1439 | NA | NA |
| <u>GeForce 9800 GTX/9800 GTX+</u> | 608 | 1315 | 6.76 | \$89.99* |
| <u>GeForce 9800 GX2</u> | 797 | 1115 | 4.09 | \$195.00* |
| <u>GeForce 9800 S</u> | 635 | 1273 | NA | NA |
| <u>GeForce 9800M GS</u> | 460 | 1491 | NA | NA |
| <u>GeForce 9800M GT</u> | 381 | 1560 | NA | NA |
| <u>GeForce 9800M GTS</u> | 401 | 1550 | NA | NA |
| <u>GeForce 9800M GTX</u> | 454 | 1497 | 1.38 | \$328.50* |
| <u>GeForce FX 5100</u> | 7 | 2258 | NA | NA |
| <u>GeForce FX 5200</u> | 7 | 2261 | 0.06 | \$129.00* |
| <u>GeForce FX 5200 Ultra</u> | 12 | 2238 | NA | NA |
| <u>GeForce FX 5200LE</u> | 7 | 2264 | 0.16 | \$42.99* |
| <u>GeForce FX 5200SE</u> | 11 | 2240 | NA | NA |

| Videocard Name | Passmark G3D Mark (higher is better) | Rank (lower is better) | Videocard Value (higher is better) | Price (USD) |
|--|---|---------------------------|---------------------------------------|----------------|
| GeForce FX 5600 | 12 | 2236 | NA | NA |
| GeForce FX 5600 | 12 | 2236 | NA | NA |
| GeForce FX 5600 Ultra | 17 | 2227 | NA | NA |
| GeForce FX 5600XT | 9 | 2249 | NA | NA |
| GeForce FX 5700 | 40 | 2122 | NA | NA |
| GeForce FX 5700 Ultra | 34 | 2157 | NA | NA |
| GeForce FX 5700LE | 24 | 2202 | NA | NA |
| GeForce FX 5700VE | 33 | 2165 | NA | NA |
| GeForce FX 5900 | 34 | 2154 | NA | NA |
| GeForce FX 5900 Ultra | 41 | 2121 | NA | NA |
| GeForce FX 5900XT | 40 | 2127 | NA | NA |
| GeForce FX 5900ZT | 32 | 2169 | NA | NA |
| GeForce FX 5950 Ultra | 59 | 2060 | NA | NA |
| GeForce FX Go5300 | 12 | 2237 | NA | NA |
| GeForce FX Go5650 | 16 | 2228 | NA | NA |
| GeForce FX Go5700 | 51 | 2082 | NA | NA |
| GeForce FX Go 5200 | 8 | 2251 | NA | NA |
| GeForce FX Go 5600 | 17 | 2225 | NA | NA |
| GeForce G100 | 123 | 1852 | 6.20 | \$19.99* |
| GeForce G102M | 160 | 1776 | NA | NA |
| GeForce G105M | 105 | 1912 | NA | NA |
| GeForce G200 | 136 | 1823 | NA | NA |
| GeForce G205M | 91 | 1962 | NA | NA |
| GeForce G210 | 98 | 1937 | 0.80 | \$122.12* |
| GeForce G210M | 115 | 1881 | NA | NA |
| GeForce G 103M | 63 | 2050 | NA | NA |
| GeForce G 105M | 64 | 2048 | NA | NA |
| GeForce Go 6100 | 17 | 2224 | NA | NA |
| GeForce Go 6150 | 19 | 2217 | NA | NA |
| GeForce Go 6200 | 15 | 2231 | NA | NA |
| GeForce Go 6400 | 24 | 2203 | NA | NA |
| GeForce Go 6600 | 69 | 2026 | NA | NA |
| GeForce Go 6600 TE/6200 TE | 44 | 2107 | NA | NA |
| Videocard Name | Passmark G3D Mark (higher is better) | Rank (lower is better) | Videocard Value (higher is better) | Price (USD) |
| GeForce Go 6800 | 106 | 1908 | NA | NA |

| Videocard Name | Passmark G3D Mark (higher is better) | Rank (lower is better) | Videocard Value (higher is better) | Price (USD) |
|--|---|---------------------------|---------------------------------------|---------------------------|
| GeForce Go 6000 Ultra | 101 | 1810 | NA | NA |
| GeForce Go 7200 | 45 | 2105 | NA | NA |
| GeForce Go 7300 | 52 | 2078 | NA | NA |
| GeForce Go 7400 | 65 | 2045 | NA | NA |
| GeForce Go 7600 | 127 | 1843 | NA | NA |
| GeForce Go 7600 GT | 210 | 1720 | NA | NA |
| GeForce Go 7700 | 147 | 1795 | NA | NA |
| GeForce Go 7800 | 114 | 1884 | NA | NA |
| GeForce Go 7800 GTX | 209 | 1722 | NA | NA |
| GeForce Go 7900 GS | 176 | 1760 | NA | NA |
| GeForce Go 7900 GTX | 270 | 1660 | NA | NA |
| GeForce Go 7950 GTX | 263 | 1667 | NA | NA |
| GeForce GPU | 1205 | 876 | NA | NA |
| GeForce GT625M | 493 | 1453 | NA | NA |
| GeForce GT 120 | 168 | 1769 | 5.63 | \$29.99* |
| GeForce GT 120 / 9500 GT | 324 | 1613 | NA | NA |
| GeForce GT 120M | 159 | 1777 | NA | NA |
| GeForce GT 130 | 381 | 1561 | 2.52 | \$151.34* |
| GeForce GT 130M | 146 | 1797 | NA | NA |
| GeForce GT 140 | 657 | 1252 | NA | NA |
| GeForce GT 220 | 213 | 1716 | 5.33 | \$39.99* |
| GeForce GT 220M | 121 | 1859 | NA | NA |
| GeForce GT 230 | 323 | 1615 | 7.35 | \$43.99* |
| GeForce GT 230M | 200 | 1735 | NA | NA |
| GeForce GT 240 | 528 | 1412 | 3.28 | \$160.97* |
| GeForce GT 240M | 203 | 1732 | NA | NA |
| GeForce GT 320 | 453 | 1498 | 13.88 | \$32.69* |
| GeForce GT 320M | 105 | 1910 | NA | NA |
| GeForce GT 325M | 169 | 1768 | NA | NA |
| GeForce GT 330 | 400 | 1551 | 10.02 | \$39.99* |
| GeForce GT 330M | 208 | 1725 | NA | NA |
| GeForce GT 335M | 407 | 1541 | NA | NA |
| GeForce GT 340 | 738 | 1174 | 13.93 | \$52.99* |
| GeForce GT 415 | 251 | 1681 | NA | NA |
| GeForce GT 415M | 286 | 1648 | NA | NA |

| Videocard Name | Passmark G3D Mark (higher is better) | Rank (lower is better) | Videocard Value (higher is better) | Price (USD) |
|--|---|---------------------------|---------------------------------------|---------------------------|
| GeForce GT 420 | 417 | 1533 | 2.00 | \$100.00 |
| GeForce GT 420M | 417 | 1533 | NA | NA |
| GeForce GT 425M | 523 | 1417 | NA | NA |
| GeForce GT 430 | 596 | 1328 | 4.26 | \$139.99* |
| GeForce GT 435M | 519 | 1423 | NA | NA |
| GeForce GT 440 | 775 | 1132 | 3.45 | \$225.00* |
| GeForce GT 445M | 843 | 1072 | NA | NA |
| GeForce GT 520 | 302 | 1628 | 1.00 | \$304.00* |
| GeForce GT 520M | 282 | 1653 | 9.42 | \$29.95* |
| GeForce GT 520MX | 284 | 1649 | NA | NA |
| GeForce GT 525M | 458 | 1493 | NA | NA |
| GeForce GT 530 | 684 | 1224 | 13.98 | \$49.00* |
| GeForce GT 540M | 488 | 1456 | 5.55 | \$87.95* |
| Videocard Name | Passmark G3D Mark (higher is better) | Rank (lower is better) | Videocard Value (higher is better) | Price (USD) |
| GeForce GT 545 | 1090 | 927 | 19.62 | \$55.59* |
| GeForce GT 550M | 583 | 1348 | NA | NA |
| GeForce GT 555M | 661 | 1245 | 3.74 | \$177.20* |
| GeForce GT 610 | 302 | 1629 | 2.16 | \$139.99* |
| GeForce GT 610M / GT 620M / GT 710M / GT 720M / GT | 368 | 1570 | NA | NA |
| GeForce GT 620 | 363 | 1579 | 2.36 | \$154.00* |
| GeForce GT 620M | 440 | 1513 | NA | NA |
| GeForce GT 625 | 338 | 1599 | NA | NA |
| GeForce GT 625M | 451 | 1503 | NA | NA |
| GeForce GT 630 | 684 | 1226 | 4.65 | \$147.01* |
| GeForce GT 630M | 547 | 1389 | NA | NA |
| GeForce GT 635 | 838 | 1076 | 12.53 | \$66.94* |
| GeForce GT 635M | 567 | 1370 | NA | NA |
| GeForce GT 640 | 1184 | 885 | 10.77 | \$109.99* |
| GeForce GT 640M | 912 | 1026 | NA | NA |
| GeForce GT 640M LE | 669 | 1238 | 0.79 | \$849.99* |
| GeForce GT 645 | 2005 | 645 | NA | NA |
| GeForce GT 645M | 917 | 1021 | NA | NA |
| GeForce GT 650M | 1208 | 873 | NA | NA |
| GeForce GT 705 | 336 | 1601 | 1.13 | \$296.76* |
| GeForce GT 710 | 633 | 1277 | 2.53 | \$249.99* |

| Videocard Name | Passmark G3D Mark (higher is better) | Rank (lower is better) | Videocard Value (higher is better) | Price (USD) |
|----------------------------------|---|---------------------------|---------------------------------------|---------------------------|
| GeForce GTX 700M | 110 | 1000 | NA | NA |
| GeForce GT 720 | 611 | 1308 | 6.12 | \$99.99* |
| GeForce GT 720A | 600 | 1323 | NA | NA |
| GeForce GT 720M | 466 | 1481 | NA | NA |
| GeForce GT 730 | 826 | 1090 | 7.51 | \$109.99* |
| GeForce GT 730A | 742 | 1170 | NA | NA |
| GeForce GT 730M | 820 | 1096 | NA | NA |
| GeForce GT 735M | 610 | 1309 | NA | NA |
| GeForce GT 740 | 1543 | 770 | 6.51 | \$236.99* |
| GeForce GT 740A | 667 | 1239 | NA | NA |
| GeForce GT 740M | 787 | 1122 | NA | NA |
| GeForce GT 745A | 1201 | 880 | NA | NA |
| GeForce GT 745M | 1088 | 928 | NA | NA |
| GeForce GT 750M | 1303 | 840 | NA | NA |
| GeForce GT 755M | 1648 | 739 | NA | NA |
| GeForce GT 820M | 584 | 1347 | NA | NA |
| GeForce GT 1030 | 2494 | 543 | 23.86 | \$104.53 |
| GeForce GTS 150M | 504 | 1442 | NA | NA |
| GeForce GTS 160M | 678 | 1230 | NA | NA |
| GeForce GTS 240 | 577 | 1355 | 8.88 | \$64.99* |
| GeForce GTS 250 | 616 | 1300 | 8.81 | \$69.99* |
| GeForce GTS 250M | 569 | 1368 | NA | NA |
| GeForce GTS 350M | 407 | 1538 | NA | NA |
| GeForce GTS 360M | 666 | 1240 | NA | NA |
| GeForce GTS 450 | 1338 | 830 | 16.73 | \$79.99* |
| GeForce GTX 260 | 1228 | 865 | 15.35 | \$79.99* |
| GeForce GTX 260M | 388 | 1557 | NA | NA |
| GeForce GTX 275 | 1417 | 810 | 3.28 | \$431.72* |
| Videocard Name | Passmark G3D Mark (higher is better) | Rank (lower is better) | Videocard Value (higher is better) | Price (USD) |
| GeForce GTX 280 | 1244 | 854 | 2.38 | \$522.78* |
| GeForce GTX 280M | 575 | 1359 | NA | NA |
| GeForce GTX 285 | 1540 | 772 | 12.84 | \$119.99* |
| GeForce GTX 285M | 650 | 1258 | NA | NA |
| GeForce GTX 295 | 1188 | 884 | 7.43 | \$159.99* |
| GeForce GTX 460 | 2268 | 589 | 25.21 | \$89.99* |

| Videocard Name | Passmark G3D Mark (higher is better) | Rank (lower is better) | Videocard Value (higher is better) | Price (USD) |
|---|---|---------------------------|---------------------------------------|---------------------------|
| <u>GeForce GTX 400 SE</u> | 2011 | 515 | 12.91 | \$199.99 |
| <u>GeForce GTX 460 v2</u> | 1927 | 662 | 9.64 | \$199.99* |
| <u>GeForce GTX 460M</u> | 1231 | 864 | NA | NA |
| <u>GeForce GTX 465</u> | 2683 | 514 | 13.76 | \$195.00* |
| <u>GeForce GTX 470</u> | 3065 | 470 | 51.10 | \$59.99* |
| <u>GeForce GTX 470M</u> | 1953 | 658 | NA | NA |
| <u>GeForce GTX 480</u> | 4042 | 383 | 23.78 | \$169.99* |
| <u>GeForce GTX 480M</u> | 1617 | 751 | NA | NA |
| <u>GeForce GTX 485M</u> | 2359 | 562 | NA | NA |
| <u>GeForce GTX 550 Ti</u> | 1533 | 775 | 15.34 | \$99.99* |
| <u>GeForce GTX 555</u> | 1578 | 760 | NA | NA |
| <u>GeForce GTX 560</u> | 2715 | 505 | 13.25 | \$205.00* |
| <u>GeForce GTX 560 SE</u> | 1914 | 667 | 21.27 | \$89.99* |
| <u>GeForce GTX 560 Ti</u> | 3025 | 473 | 23.27 | \$129.99* |
| <u>GeForce GTX 560M</u> | 1218 | 870 | NA | NA |
| <u>GeForce GTX 570</u> | 3918 | 390 | 26.12 | \$149.99* |
| <u>GeForce GTX 570M</u> | 1874 | 676 | NA | NA |
| <u>GeForce GTX 580</u> | 4531 | 352 | 32.39 | \$139.92* |
| <u>GeForce GTX 580M</u> | 2074 | 625 | 8.34 | \$248.68* |
| <u>GeForce GTX 590</u> | 3341 | 444 | 7.68 | \$435.00* |
| <u>GeForce GTX 645</u> | 1869 | 678 | NA | NA |
| <u>GeForce GTX 650</u> | 1754 | 712 | 15.95 | \$109.98* |
| <u>GeForce GTX 650 Ti</u> | 2532 | 537 | 27.22 | \$93.05* |
| <u>GeForce GTX 650 Ti BOOST</u> | 3328 | 446 | NA | NA |
| <u>GeForce GTX 660</u> | 3992 | 386 | 23.77 | \$167.95* |
| <u>GeForce GTX 660 Ti</u> | 4366 | 363 | 30.33 | \$144.00* |
| <u>GeForce GTX 660M</u> | 1426 | 808 | 18.05 | \$78.99* |
| <u>GeForce GTX 670</u> | 5295 | 298 | 27.30 | \$193.98* |
| <u>GeForce GTX 670M</u> | 1746 | 717 | NA | NA |
| <u>GeForce GTX 670MX</u> | 1906 | 669 | NA | NA |
| <u>GeForce GTX 675M</u> | 1943 | 660 | NA | NA |
| <u>GeForce GTX 675MX</u> | 2748 | 498 | NA | NA |
| <u>GeForce GTX 680</u> | 5523 | 288 | 13.84 | \$399.00* |
| <u>GeForce GTX 680M</u> | 3175 | 457 | 23.35 | \$135.99* |
| <u>GeForce GTX 680M KY_Bullet Edition</u> | 3568 | 420 | NA | NA |

| Videocard Name | Passmark G3D Mark (higher is better) | Rank (lower is better) | Videocard Value (higher is better) | Price (USD) |
|----------------------------------|--------------------------------------|------------------------|------------------------------------|-----------------------------|
| <u>GeForce GTX 660Ti</u> | 1112 | 270 | NA | NA |
| <u>GeForce GTX 690</u> | 5556 | 286 | 19.78 | \$280.99* |
| <u>GeForce GTX 745</u> | 2152 | 610 | 7.55 | \$284.95* |
| <u>GeForce GTX 750</u> | 3351 | 442 | 41.89 | \$79.99* |
| <u>GeForce GTX 750 Ti</u> | 3899 | 393 | 44.26 | \$88.11* |
| <u>GeForce GTX 760</u> | 4774 | 337 | 32.04 | \$149.00* |
| <u>GeForce GTX 760 Ti</u> | 5145 | 312 | 17.30 | \$297.50* |
| <u>GeForce GTX 760 Ti OEM</u> | 5427 | 291 | NA | NA |
| Videocard Name | Passmark G3D Mark (higher is better) | Rank (lower is better) | Videocard Value (higher is better) | Price (USD) |
| <u>GeForce GTX 760A</u> | 1226 | 866 | NA | NA |
| <u>GeForce GTX 760M</u> | 1697 | 729 | NA | NA |
| <u>GeForce GTX 765M</u> | 1989 | 648 | 10.68 | \$186.30* |
| <u>GeForce GTX 770</u> | 5882 | 273 | 23.62 | \$249.00* |
| <u>GeForce GTX 770M</u> | 2787 | 492 | 20.20 | \$138.00* |
| <u>GeForce GTX 775M</u> | 4271 | 371 | NA | NA |
| <u>GeForce GTX 780</u> | 8026 | 207 | 28.67 | \$279.99* |
| <u>GeForce GTX 780 Ti</u> | 9442 | 170 | 27.77 | \$339.99* |
| <u>GeForce GTX 780M</u> | 3794 | 403 | 7.60 | \$499.00* |
| <u>GeForce GTX 850A</u> | 1049 | 943 | NA | NA |
| <u>GeForce GTX 850M</u> | 2533 | 536 | NA | NA |
| <u>GeForce GTX 850M - MODDED</u> | 1091 | 925 | NA | NA |
| <u>GeForce GTX 860M</u> | 3042 | 471 | 26.69 | \$114.00* |
| <u>GeForce GTX 870M</u> | 3464 | 429 | NA | NA |
| <u>GeForce GTX 880M</u> | 3764 | 404 | NA | NA |
| <u>GeForce GTX 950</u> | 5344 | 296 | 37.64 | \$141.99* |
| <u>GeForce GTX 950A</u> | 2523 | 540 | NA | NA |
| <u>GeForce GTX 950M</u> | 2597 | 527 | 4.58 | \$567.00* |
| <u>GeForce GTX 960</u> | 6024 | 267 | 35.03 | \$172.00* |
| <u>GeForce GTX 960A</u> | 2410 | 556 | NA | NA |
| <u>GeForce GTX 960M</u> | 3404 | 435 | 2.91 | \$1,169.00* |
| <u>GeForce GTX 965M</u> | 3710 | 409 | NA | NA |
| <u>GeForce GTX 970</u> | 9641 | 164 | 40.51 | \$237.99* |
| <u>GeForce GTX 970M</u> | 5729 | 279 | 27.28 | \$209.99* |
| <u>GeForce GTX 970XM FORCE</u> | 6706 | 248 | NA | NA |
| <u>GeForce GTX 980</u> | 11143 | 144 | 45.05 | \$247.35* |

| Videocard Name | Passmark G3D Mark (higher is better) | Rank (lower is better) | Videocard Value (higher is better) | Price (USD) |
|---|---|---------------------------|---------------------------------------|---------------------------|
| GeForce GTX 980 Ti | 7345 | 232 | 25.33 | \$289.99* |
| GeForce GTX 980M | 5047 | 322 | 21.03 | \$239.99* |
| GeForce GTX 1050 | 5131 | 313 | NA | NA |
| GeForce GTX 1050 3GB | 4461 | 357 | NA | NA |
| GeForce GTX 1050 (Mobile) | 6298 | 259 | 31.43 | \$200.39 |
| GeForce GTX 1050 Ti | 5918 | 272 | NA | NA |
| GeForce GTX 1050 Ti (Mobile) | 5395 | 293 | NA | NA |
| GeForce GTX 1050 Ti with Max-Q Design | 3856 | 396 | NA | NA |
| GeForce GTX 1050 with Max-Q Design | 10073 | 158 | 35.98 | \$279.99* |
| GeForce GTX 1060 | 9741 | 162 | 36.08 | \$269.99* |
| GeForce GTX 1060 3GB | 8909 | 185 | 18.26 | \$487.99* |
| GeForce GTX 1060 5GB | 8160 | 201 | NA | NA |
| GeForce GTX 1060 (Mobile) | 7928 | 211 | NA | NA |
| GeForce GTX 1060 with Max-Q Design | 13514 | 105 | 27.69 | \$488.09* |
| GeForce GTX 1070 | 10465 | 150 | NA | NA |
| GeForce GTX 1070 (Mobile) | 14708 | 88 | 25.80 | \$569.99* |
| GeForce GTX 1070 Ti | 10101 | 156 | NA | NA |
| GeForce GTX 1070 with Max-Q Design | 15478 | 79 | 34.96 | \$442.79* |
| GeForce GTX 1080 | 18516 | 51 | 38.27 | \$483.82* |
| GeForce GTX 1080 Ti | 11547 | 139 | NA | NA |
| GeForce GTX 1080 with Max-Q Design | 5068 | 317 | 31.09 | \$162.99 |
| GeForce GTX 1630 | 7850 | 216 | 50.60 | \$155.16 |
| GeForce GTX 1650 | 6968 | 240 | NA | NA |
| GeForce GTX 1650 (Mobile) | 10108 | 155 | 35.42 | \$285.38* |
| GeForce GTX 1650 SUPER | 7542 | 227 | NA | NA |
| GeForce GTX 1650 Ti | 6373 | 256 | NA | NA |
| GeForce GTX 1650 Ti with Max-Q Design | 6049 | 266 | NA | NA |
| GeForce GTX 1650 with Max-Q Design | 11736 | 137 | 58.68 | \$199.99 |
| GeForce GTX 1660 | 12808 | 118 | 51.24 | \$249.99 |
| GeForce GTX 1660 SUPER | 12948 | 114 | 20.89 | \$619.99 |
| GeForce GTX 1660 Ti | 10175 | 153 | NA | NA |
| GeForce GTX 1660 Ti (Mobile) | 8675 | 190 | NA | NA |
| GeForce GTX 1660 Ti with Max-Q Design | 8204 | 199 | 11.01 | \$745.00* |
| GeForce GTX Titan | | | | |

| Videocard Name | Passmark G3D Mark (higher is better) | Rank (lower is better) | Videocard Value (higher is better) | Price (USD) |
|--|---|---------------------------|---------------------------------------|-----------------------------|
| GeForce GTX TITAN Black | 13098 | 112 | 11.29 | \$924.99 |
| GeForce GTX TITAN X | 13098 | 112 | 11.94 | \$1,096.99* |
| GeForce GTX TITAN Z | 8986 | 183 | 5.93 | \$1,515.00* |
| GeForce MX110 | 1453 | 799 | NA | NA |
| GeForce MX130 | 1867 | 679 | NA | NA |
| GeForce MX150 | 2289 | 580 | 38.61 | \$59.29* |
| GeForce MX230 | 1835 | 690 | NA | NA |
| GeForce MX250 | 2456 | 548 | NA | NA |
| GeForce MX330 | 2493 | 544 | NA | NA |
| GeForce MX350 | 2829 | 487 | NA | NA |
| GeForce MX450 | 3716 | 408 | NA | NA |
| GeForce MX550 | 4583 | 349 | NA | NA |
| GeForce MX570 | 5773 | 277 | NA | NA |
| GeForce MX570 A | 6072 | 265 | NA | NA |
| GeForce PCX 5300 | 6 | 2274 | NA | NA |
| GeForce PCX 5750 | 34 | 2152 | NA | NA |
| GeForce PCX 5900 | 34 | 2158 | NA | NA |
| GeForce RTX 2050 | 6858 | 246 | NA | NA |
| GeForce RTX 2060 | 14098 | 92 | 55.29 | \$254.99 |
| GeForce RTX 2060 12GB | 15908 | 71 | NA | NA |
| GeForce RTX 2060 (Mobile) | 11354 | 141 | NA | NA |
| GeForce RTX 2060 SUPER | 16612 | 65 | 47.23 | \$351.72 |
| GeForce RTX 2060 with Max-Q Design | 9768 | 161 | NA | NA |
| GeForce RTX 2070 | 16176 | 67 | 59.91 | \$269.99* |
| GeForce RTX 2070 (Mobile) | 12354 | 128 | NA | NA |
| GeForce RTX 2070 SUPER | 18262 | 53 | 36.68 | \$497.95 |
| GeForce RTX 2070 Super with Max-Q Design | 14023 | 94 | NA | NA |
| GeForce RTX 2070 with Max-Q Design | 11898 | 133 | NA | NA |
| GeForce RTX 2080 | 18817 | 47 | 23.61 | \$797.05* |
| GeForce RTX 2080 (Mobile) | 15107 | 84 | NA | NA |
| GeForce RTX 2080 SUPER | 19579 | 38 | 26.42 | \$740.99* |
| GeForce RTX 2080 Super with Max-Q Design | 13747 | 98 | NA | NA |
| GeForce RTX 2080 Ti | 21884 | 23 | 19.45 | \$1,124.99* |
| GeForce RTX 2080 with Max-Q Design | 13182 | 110 | 6.28 | \$2,099.99* |

| Videocard Name | Passmark G3D Mark (higher is better) | Rank (lower is better) | Videocard Value (higher is better) | Price (USD) |
|---|---|---------------------------|---------------------------------------|----------------------------|
| GeForce RTX 3000 | 10000 | 110 | 33.29 | \$219.99 |
| GeForce RTX 3050 4GB Laptop GPU | 6996 | 239 | NA | NA |
| GeForce RTX 3050 6GB Laptop GPU | 9935 | 160 | NA | NA |
| GeForce RTX 3050 Laptop GPU | 9357 | 172 | 34.66 | \$269.99* |
| Videocard Name | Passmark G3D Mark (higher is better) | Rank (lower is better) | Videocard Value (higher is better) | Price (USD) |
| GeForce RTX 3050 OEM | 11957 | 132 | NA | NA |
| GeForce RTX 3050 Ti Laptop GPU | 10111 | 154 | NA | NA |
| GeForce RTX 3060 | 17209 | 58 | 66.19 | \$259.99 |
| GeForce RTX 3060 Laptop GPU | 13339 | 108 | 43.03 | \$309.99* |
| GeForce RTX 3060 Ti | 20637 | 28 | 56.85 | \$362.99 |
| GeForce RTX 3070 | 22502 | 22 | 45.82 | \$491.15 |
| GeForce RTX 3070 Laptop GPU | 15560 | 78 | NA | NA |
| GeForce RTX 3070 Ti | 23842 | 17 | 45.85 | \$519.99 |
| GeForce RTX 3070 Ti Laptop GPU | 18536 | 50 | NA | NA |
| GeForce RTX 3080 | 25436 | 15 | 31.52 | \$806.91 |
| GeForce RTX 3080 12GB | 26883 | 12 | NA | NA |
| GeForce RTX 3080 Laptop GPU | 16688 | 63 | NA | NA |
| GeForce RTX 3080 Ti | 27453 | 9 | 24.00 | \$1,143.99 |
| GeForce RTX 3080 Ti Laptop GPU | 20452 | 30 | NA | NA |
| GeForce RTX 3090 | 26974 | 11 | 27.53 | \$979.99 |
| GeForce RTX 3090 Ti | 29877 | 6 | 18.37 | \$1,626.46 |
| GeForce RTX 4050 Laptop GPU | 15841 | 72 | NA | NA |
| GeForce RTX 4060 Laptop GPU | 18838 | 46 | NA | NA |
| GeForce RTX 4070 | 26856 | 13 | 44.76 | \$599.99 |
| GeForce RTX 4070 Laptop GPU | 19908 | 34 | NA | NA |
| GeForce RTX 4070 Ti | 31880 | 3 | 39.85 | \$799.99 |
| GeForce RTX 4080 | 35342 | 2 | 31.90 | \$1,107.99 |
| GeForce RTX 4080 Laptop GPU | 26811 | 14 | NA | NA |
| GeForce RTX 4090 | 39359 | 1 | 24.77 | \$1,589.00 |
| GeForce RTX 4090 Laptop GPU | 29954 | 5 | NA | NA |
| GF117 | 554 | 1384 | NA | NA |
| GRID GTX P40-6 | 4340 | 367 | NA | NA |
| GRID K1 | 650 | 1257 | 1.65 | \$395.00* |
| GRID K2 | 2736 | 500 | 0.61 | \$4,449.99 |
| GRID K120Q | 293 | 1636 | NA | NA |

| Videocard Name | Passmark G3D Mark (higher is better) | Rank (lower is better) | Videocard Value (higher is better) | Price (USD) |
|-------------------------------------|---|---------------------------|---------------------------------------|---------------------------|
| <u>GRID K170Q</u> | 628 | 1285 | NA | NA |
| <u>GRID K160Q</u> | 628 | 1285 | NA | NA |
| <u>GRID K180Q</u> | 533 | 1407 | NA | NA |
| <u>GRID K220Q</u> | 912 | 1028 | NA | NA |
| <u>GRID K240Q</u> | 2541 | 534 | NA | NA |
| <u>GRID K260Q</u> | 2949 | 478 | NA | NA |
| <u>GRID K280Q</u> | 2839 | 486 | NA | NA |
| <u>GRID K520</u> | 3399 | 437 | 22.66 | \$149.99* |
| <u>GRID M6-0B</u> | 911 | 1029 | NA | NA |
| <u>GRID M6-1Q</u> | 2069 | 626 | NA | NA |
| <u>GRID M6-8Q</u> | 3568 | 421 | NA | NA |
| <u>GRID M10-0Q</u> | 913 | 1025 | NA | NA |
| <u>GRID M10-1B</u> | 2309 | 571 | NA | NA |
| <u>GRID M10-1Q</u> | 3351 | 441 | NA | NA |
| <u>GRID M10-2B</u> | 2333 | 568 | NA | NA |
| <u>GRID M10-2Q</u> | 2691 | 510 | NA | NA |
| <u>GRID M10-4Q</u> | 2976 | 475 | NA | NA |
| <u>GRID M10-8Q</u> | 2606 | 523 | NA | NA |
| <u>GRID M60-0B</u> | 1838 | 689 | NA | NA |
| Videocard Name | Passmark G3D Mark (higher is better) | Rank (lower is better) | Videocard Value (higher is better) | Price (USD) |
| <u>GRID M60-0Q</u> | 827 | 1089 | NA | NA |
| <u>GRID M60-1B</u> | 4456 | 358 | NA | NA |
| <u>GRID M60-1Q</u> | 4250 | 373 | NA | NA |
| <u>GRID M60-2Q</u> | 5203 | 306 | NA | NA |
| <u>GRID M60-4Q</u> | 3831 | 402 | NA | NA |
| <u>GRID M60-8A</u> | 5523 | 289 | NA | NA |
| <u>GRID M60-8Q</u> | 3883 | 394 | NA | NA |
| <u>GRID P6-2Q</u> | 3925 | 388 | NA | NA |
| <u>GRID P6-4Q</u> | 4429 | 360 | NA | NA |
| <u>GRID P40-2B</u> | 3354 | 440 | NA | NA |
| <u>GRID P40-2Q</u> | 4023 | 385 | NA | NA |
| <u>GRID P40-3Q</u> | 681 | 1227 | NA | NA |
| <u>GRID P40-4Q</u> | 5364 | 294 | NA | NA |
| <u>GRID P40-24Q</u> | 4727 | 344 | NA | NA |
| <u>GRID P100-1B</u> | 2223 | 597 | NA | NA |

| Videocard Name | Passmark G3D Mark (higher is | Rank (lower is | Videocard Value (higher is | Price (USD) |
|--|---------------------------------|-------------------|-------------------------------|---------------------------|
| GRID P100-6Q | 5944 | 270 | NA | NA |
| GRID P100-16Q | 5944 | 270 | NA | NA |
| GRID RTX6000P-6Q | 4777 | 335 | NA | NA |
| GRID T4-1Q | 2702 | 506 | NA | NA |
| GRID T4-2B | 2601 | 525 | NA | NA |
| GRID T4-2Q | 3450 | 431 | NA | NA |
| GRID T4-4Q | 3260 | 450 | NA | NA |
| GRID T4-8Q | 4518 | 354 | NA | NA |
| GRID V100-8Q | 16 | 2229 | NA | NA |
| GRID V100D-8Q | 4155 | 378 | NA | NA |
| GT 430 | 223 | 1703 | 1.56 | \$142.88* |
| Incredible HD | 389 | 1556 | NA | NA |
| Incredible HD 4000 | 517 | 1427 | NA | NA |
| Incredible HD 4600 | 749 | 1162 | NA | NA |
| Intel 2nd Generation SandyBridge HD | 185 | 1750 | NA | NA |
| Intel 2nd Generation SandyBridge HD 3000 | 205 | 1731 | NA | NA |
| Intel 4th Generation Haswell HD | 419 | 1532 | NA | NA |
| Intel 865 Embedded Controller | 3 | 2342 | NA | NA |
| Intel 915G,910G Express | 4 | 2331 | NA | NA |
| Intel 915G/915GV/910GL Embedded Controller Functio | 4 | 2312 | NA | NA |
| Intel 945G Embedded Chipset Function 0 | 4 | 2319 | NA | NA |
| Intel 946GZ Embedded Chipset | 3 | 2357 | NA | NA |
| Intel 946GZ Express | 2 | 2365 | NA | NA |
| Intel 82845G Controller | 2 | 2388 | NA | NA |
| Intel 82845G/GL Controller | 2 | 2377 | NA | NA |
| Intel 82845G/GL/GE/PE/GV Controller | 2 | 2368 | NA | NA |
| Intel 82852/82855 GM/GME Controller | 1 | 2399 | NA | NA |
| Intel 82865G Controller | 4 | 2311 | NA | NA |
| Intel 82915G Express | 5 | 2284 | NA | NA |
| Intel 82915G/915GV/910GL | 3 | 2341 | NA | NA |
| Intel 82915G/GV/910GL Advanced v3.5 | 2 | 2376 | NA | NA |
| Intel 82915G/GV/910GL Express | 3 | 2362 | NA | NA |
| Intel 82945G Express | 12 | 2239 | NA | NA |
| Intel 82945G Express-Chipsatzfamilie | 8 | 2256 | NA | NA |

| Videocard Name | Passmark G3D Mark (higher is better) | Rank (lower is better) | Videocard Value (higher is better) | Price (USD) |
|---|---|---------------------------|---------------------------------------|-----------------------------|
| | | | | |
| Videocard Name | Mark (higher is better) | Rank (lower is better) | Videocard Value (higher is better) | Price (USD) |
| Intel - Express Chipset G41 | 56 | 2071 | NA | NA |
| Intel - Express Chipset Q45/Q43 | 57 | 2066 | NA | NA |
| Intel Arc A380 | 3905 | 391 | NA | NA |
| Intel Arc A750 | 8160 | 202 | 32.64 | \$249.99 |
| Intel Arc A770 | 8592 | 193 | 25.27 | \$339.99 |
| Intel Arc A770M | 6880 | 243 | NA | NA |
| Intel B43 Express Chipset | 66 | 2044 | NA | NA |
| Intel Coffee Lake UHD | 1158 | 897 | NA | NA |
| Intel Extreme Controller | 1 | 2390 | NA | NA |
| Intel G33/G31 Express | 58 | 2063 | NA | NA |
| Intel G35 Express | 3090 | 467 | NA | NA |
| Intel G41 Express Chipset | 88 | 1970 | NA | NA |
| Intel G41 Express-Chipsatz | 57 | 2068 | NA | NA |
| Intel G45/G43 Express Chipset | 87 | 1971 | NA | NA |
| Intel G45/G43/G41 Express Chipset | 67 | 2034 | NA | NA |
| Intel G965 Express | 222 | 1704 | NA | NA |
| Intel GMA 3150 Express | 2 | 2383 | NA | NA |
| Intel Haswell HD - GT1 | 123 | 1855 | NA | NA |
| Intel Haswell HD - GT2 | 139 | 1810 | NA | NA |
| Intel HD 500 | 297 | 1633 | NA | NA |
| Intel HD 505 | 346 | 1589 | NA | NA |
| Intel HD 510 | 623 | 1290 | NA | NA |
| Intel HD 515 | 630 | 1283 | NA | NA |
| Intel HD 520 | 871 | 1055 | NA | NA |
| Intel HD 530 | 994 | 972 | NA | NA |
| Intel HD 610 | 700 | 1212 | NA | NA |
| Intel HD 615 | 727 | 1184 | NA | NA |
| Intel HD 630 | 1118 | 913 | NA | NA |
| Intel HD 2000 | 213 | 1717 | NA | NA |
| Intel HD 3000 | 256 | 1675 | 0.27 | \$945.00* |
| Intel HD 4000 | 341 | 1593 | 0.21 | \$1,592.95* |
| Intel HD 4400 | 519 | 1424 | NA | NA |
| Intel HD 4600 | 632 | 1279 | NA | NA |
| Intel HD 5000 | 573 | 1364 | 0.92 | \$625.00* |

| Videocard Name | Passmark G3D Mark (higher is better) | Rank (lower is better) | Videocard Value (higher is better) | Price (USD) |
|--|--------------------------------------|------------------------|------------------------------------|-------------|
| Intel HD 3200 | 389 | 1555 | NA | NA |
| Intel HD 5300 | 389 | 1555 | NA | NA |
| Intel HD 5500 | 583 | 1349 | NA | NA |
| Intel HD 5600 | 2263 | 591 | NA | NA |
| Intel HD 6000 | 855 | 1062 | NA | NA |
| Intel HD Family | 456 | 1494 | NA | NA |
| Intel HD Graphics 620 | 927 | 1018 | NA | NA |
| Intel HD manual-15.28-1861 | 62 | 2052 | NA | NA |
| Intel HD manual-gen9_2015-133271 | 165 | 1772 | NA | NA |
| Intel HD Modded | 112 | 1892 | NA | NA |
| Intel HD P530 | 1152 | 899 | NA | NA |
| Intel HD P630 | 1160 | 896 | NA | NA |
| Intel HD P3000 | 286 | 1646 | NA | NA |
| Intel HD P4000 | 516 | 1428 | NA | NA |
| Intel HD P4600 | 604 | 1320 | NA | NA |
| Videocard Name | Passmark G3D Mark (higher is better) | Rank (lower is better) | Videocard Value (higher is better) | Price (USD) |
| Intel HD P4600/P4700 | 644 | 1266 | NA | NA |
| Intel Infoshock HD | 193 | 1743 | NA | NA |
| Intel Iris 540 | 1249 | 852 | NA | NA |
| Intel Iris 550 | 1388 | 815 | NA | NA |
| Intel Iris 650 | 1432 | 806 | NA | NA |
| Intel Iris 5100 | 751 | 1159 | NA | NA |
| Intel Iris 6100 | 908 | 1031 | NA | NA |
| Intel Iris Plus | 1827 | 693 | NA | NA |
| Intel Iris Plus 640 | 1344 | 827 | NA | NA |
| Intel Iris Plus 645 | 1721 | 721 | NA | NA |
| Intel Iris Plus 650 | 1575 | 762 | NA | NA |
| Intel Iris Plus 655 | 1756 | 711 | NA | NA |
| Intel Iris Pro 580 | 1989 | 647 | NA | NA |
| Intel Iris Pro 5200 | 1206 | 874 | NA | NA |
| Intel Iris Pro 6100 | 925 | 1019 | NA | NA |
| Intel Iris Pro Graphics 6200 | 1438 | 802 | NA | NA |
| Intel Iris Pro P580 | 2168 | 607 | NA | NA |
| Intel Iris Pro P6300 | 1625 | 747 | NA | NA |
| Intel Iris Xe | 2690 | 512 | NA | NA |

| Videocard Name | Passmark G3D Mark (higher is better) | Rank (lower is better) | Videocard Value (higher is better) | Price (USD) |
|---|---|---------------------------|---------------------------------------|----------------------------------|
| <u>Intel Iris Xe MAX 100</u> | 1924 | 663 | NA | NA |
| <u>Intel Media Accelerator</u> | 32 | 2167 | NA | NA |
| <u>Intel Media Accelerator 500</u> | 3 | 2349 | NA | NA |
| <u>Intel Media Accelerator 600</u> | 6 | 2265 | NA | NA |
| <u>Intel Media Accelerator 3150</u> | 2 | 2367 | NA | NA |
| <u>Intel Media Accelerator HD</u> | 100 | 1932 | NA | NA |
| <u>Intel Poison Ivy</u> | 738 | 1173 | NA | NA |
| <u>Intel Q33 Express</u> | 5 | 2286 | NA | NA |
| <u>Intel Q35 Embedded</u> | 8 | 2252 | NA | NA |
| <u>Intel Q35 Express</u> | 101 | 1927 | NA | NA |
| <u>Intel Q45/Q43 Express Chipset</u> | 153 | 1782 | NA | NA |
| <u>Intel Q45/Q43 Express-Chipsatz</u> | 57 | 2069 | NA | NA |
| <u>Intel Q965/Q963 Express</u> | 222 | 1705 | NA | NA |
| <u>Intel Skylake HD DT GT2</u> | 576 | 1357 | NA | NA |
| <u>Intel UHD Graphics</u> | 1480 | 792 | NA | NA |
| <u>Intel UHD Graphics 600</u> | 326 | 1612 | NA | NA |
| <u>Intel UHD Graphics 605</u> | 368 | 1571 | NA | NA |
| <u>Intel UHD Graphics 610</u> | 723 | 1187 | NA | NA |
| <u>Intel UHD Graphics 615</u> | 764 | 1145 | NA | NA |
| <u>Intel UHD Graphics 617</u> | 901 | 1034 | NA | NA |
| <u>Intel UHD Graphics 620</u> | 1037 | 949 | NA | NA |
| <u>Intel UHD Graphics 630</u> | 1258 | 850 | NA | NA |
| <u>Intel UHD Graphics 710</u> | 1102 | 918 | NA | NA |
| <u>Intel UHD Graphics 730</u> | 1654 | 736 | NA | NA |
| <u>Intel UHD Graphics 750</u> | 1749 | 714 | NA | NA |
| <u>Intel UHD Graphics 770</u> | 1809 | 698 | NA | NA |
| <u>Intel UHD Graphics P630</u> | 2276 | 584 | NA | NA |
| <u>Intel UHD Graphics P750</u> | 1726 | 719 | NA | NA |
| <u>Intel US15 Embedded Media and Controller</u> | 7 | 2262 | NA | NA |
| Videocard Name | Passmark G3D Mark (higher is better) | Rank (lower is better) | Videocard Value (higher is better) | Price (USD) |
| <u>ION</u> | 84 | 1980 | <u>0.37</u> | <u>\$229.99*</u> |
| <u>ION LE</u> | 97 | 1942 | NA | NA |
| <u>M860G with Mobility Radeon 4100</u> | 75 | 2004 | NA | NA |
| <u>M880G with Mobility Radeon HD 4200</u> | 92 | 1956 | NA | NA |

| Videocard Name | Passmark G3D Mark <small>(higher is better)</small> | Rank <small>(lower is better)</small> | Videocard Value <small>(higher is better)</small> | Price <small>(USD)</small> |
|--|--|--|--|-------------------------------|
| <u>M880G with Mobility Radeon HD 4250</u> | 104 | 1917 | NA | NA |
| <u>Master X3100 Driver</u> | 10 | 2244 | NA | NA |
| <u>Matrox C420 LP PCIe x16</u> | 597 | 1327 | NA | NA |
| <u>Matrox C680 PCIe x16</u> | 1903 | 670 | NA | NA |
| <u>Matrox C900 PCIe x16</u> | 1812 | 697 | NA | NA |
| <u>Matrox G200e WDDM 1.2</u> | 59 | 2059 | NA | NA |
| <u>Matrox G200e WDDM 2.0</u> | 106 | 1906 | NA | NA |
| <u>Matrox G200eh</u> | 40 | 2124 | NA | NA |
| <u>Matrox G200eh WDDM 1.2</u> | 51 | 2079 | NA | NA |
| <u>Matrox G200eh WDDM 2.0</u> | 46 | 2101 | NA | NA |
| <u>Matrox G200eR</u> | 36 | 2143 | NA | NA |
| <u>Matrox G200eR WDDM 1.2</u> | 45 | 2104 | NA | NA |
| <u>Matrox G200eR WDDM 2.0</u> | 67 | 2035 | NA | NA |
| <u>Matrox G200eW</u> | 39 | 2129 | NA | NA |
| <u>Matrox G200eW3 WDDM 2.0</u> | 94 | 1950 | NA | NA |
| <u>Matrox G200eW WDDM 1.2</u> | 50 | 2089 | NA | NA |
| <u>Matrox M9120 PCIe x16</u> | 19 | 2216 | NA | NA |
| <u>Matrox M9120 Plus LP PCIe x16</u> | 25 | 2194 | NA | NA |
| <u>Matrox M9125 PCIe x16</u> | 25 | 2195 | NA | NA |
| <u>Matrox M9128 LP PCIe x16</u> | 31 | 2172 | NA | NA |
| <u>Matrox M9138 LP PCIe x16</u> | 42 | 2116 | NA | NA |
| <u>Matrox M9140 LP PCIe x16</u> | 23 | 2207 | NA | NA |
| <u>Matrox M9148 LP PCIe x16</u> | 40 | 2126 | NA | NA |
| <u>Matrox Millennium P650 PCIe 128</u> | 5 | 2294 | NA | NA |
| <u>Matrox Millennium P690 PCIe x16</u> | 366 | 1572 | NA | NA |
| <u>Matrox Millennium P690 Plus LP PCIe x16</u> | 6 | 2267 | NA | NA |
| <u>Matrox Parhelia 128MB</u> | 3 | 2351 | 0.01 | \$393.99* |
| <u>Matrox Parhelia 256MB</u> | 9 | 2246 | NA | NA |
| <u>Matrox Parhelia APVe</u> | 5 | 2287 | NA | NA |
| <u>MEDION RADEON 9800 XXL</u> | 71 | 2014 | NA | NA |
| <u>MEDION RADEON X740XL</u> | 94 | 1949 | NA | NA |
| <u>MIRRORV3</u> | 1080 | 931 | NA | NA |
| <u>Mobile Intel965 Express</u> | 17 | 2226 | NA | NA |
| <u>Mobile Intel 4 Express-Chipsatzfamilie</u> | 44 | 2110 | NA | NA |

| Videocard Name | Passmark G3D Mark (higher is better) | Rank (lower is better) | Videocard Value (higher is better) | Price (USD) |
|--|---|---------------------------|---------------------------------------|---------------------------|
| <u>Mobile Intel 45 Express</u> | 117 | 1872 | NA | NA |
| <u>Mobile Intel 45 Express-Chipsatzfamilie</u> | 117 | 1872 | NA | NA |
| <u>Mobile Intel 915GM/GMS/910GML Express</u> | 1 | 2393 | NA | NA |
| <u>Mobile Intel 945 Express</u> | 1 | 2394 | NA | NA |
| <u>Mobile Intel 945GM Express</u> | 5 | 2281 | NA | NA |
| <u>Mobile Intel 945GM/GU Express</u> | 5 | 2295 | NA | NA |
| <u>Mobile Intel 965 Express</u> | 50 | 2086 | NA | NA |
| <u>Mobile Intel 965 Express - BR-0907-0461 v1839</u> | 8 | 2254 | NA | NA |
| <u>Mobile Intel 965 Express-Chipsatzfamilie</u> | 24 | 2204 | NA | NA |
| <u>Mobile Intel - famiglia Express Chipset 45</u> | 38 | 2134 | NA | NA |
| Videocard Name | Passmark G3D Mark (higher is better) | Rank (lower is better) | Videocard Value (higher is better) | Price (USD) |
| <u>Mobile Intel HD</u> | 284 | 1650 | 0.59 | \$479.98* |
| <u>Mobile Intel serie 4 Express</u> | 44 | 2109 | NA | NA |
| <u>MOBILITY FIREGL 7800</u> | 4 | 2308 | NA | NA |
| <u>MOBILITY FIREGL T2</u> | 40 | 2123 | NA | NA |
| <u>MOBILITY FIREGL T2/T2e</u> | 33 | 2161 | NA | NA |
| <u>MOBILITY FireGL V3200</u> | 62 | 2053 | NA | NA |
| <u>MOBILITY FireGL V5000</u> | 81 | 1989 | NA | NA |
| <u>MOBILITY FireGL V5200</u> | 44 | 2106 | NA | NA |
| <u>MOBILITY FireGL V5250</u> | 27 | 2186 | NA | NA |
| <u>Mobility FireGL V5725</u> | 219 | 1709 | NA | NA |
| <u>MOBILITY IGP 9000/9100</u> | 10 | 2245 | NA | NA |
| <u>Mobility Radeon 4100</u> | 81 | 1994 | NA | NA |
| <u>MOBILITY RADEON 7000 IGP</u> | 6 | 2273 | NA | NA |
| <u>MOBILITY RADEON 7500</u> | 3 | 2345 | NA | NA |
| <u>MOBILITY RADEON 9000</u> | 3 | 2355 | NA | NA |
| <u>MOBILITY RADEON 9000 IGP</u> | 7 | 2257 | NA | NA |
| <u>MOBILITY RADEON 9000/9100 IGP</u> | 5 | 2285 | NA | NA |
| <u>MOBILITY RADEON 9100 IGP</u> | 2 | 2366 | NA | NA |
| <u>MOBILITY RADEON 9200</u> | 3 | 2364 | NA | NA |
| <u>MOBILITY RADEON 9550</u> | 30 | 2178 | NA | NA |
| <u>MOBILITY RADEON 9600</u> | 36 | 2147 | NA | NA |
| <u>MOBILITY RADEON 9600 PRO TURBO</u> | 24 | 2200 | NA | NA |
| <u>MOBILITY RADEON 9600/9700</u> | 39 | 2132 | NA | NA |

| Videocard Name | Passmark G3D Mark (higher is better) | Rank (lower is better) | Videocard Value (higher is better) | Price (USD) |
|--|--------------------------------------|------------------------|------------------------------------|--------------------------|
| <u>MOBILITY RADEON 9700</u> | 47 | 2100 | NA | NA |
| <u>MOBILITY RADEON 9800</u> | 46 | 2102 | NA | NA |
| <u>Mobility Radeon HD 530v</u> | 174 | 1761 | NA | NA |
| <u>Mobility Radeon HD 540v</u> | 188 | 1749 | NA | NA |
| <u>Mobility Radeon HD 545v</u> | 199 | 1736 | NA | NA |
| <u>Mobility Radeon HD 550v</u> | 266 | 1666 | NA | NA |
| <u>Mobility Radeon HD 560v</u> | 318 | 1620 | NA | NA |
| <u>Mobility Radeon HD 565v</u> | 353 | 1586 | NA | NA |
| <u>Mobility Radeon HD 2300</u> | 50 | 2087 | NA | NA |
| <u>Mobility Radeon HD 2400</u> | 89 | 1967 | NA | NA |
| <u>Mobility Radeon HD 2400 XT</u> | 102 | 1925 | NA | NA |
| <u>Mobility Radeon HD 2600</u> | 167 | 1770 | NA | NA |
| <u>Mobility Radeon HD 2600 XT</u> | 191 | 1746 | NA | NA |
| <u>Mobility Radeon HD 3400 Serisi</u> | 111 | 1896 | NA | NA |
| <u>Mobility Radeon HD 3410</u> | 62 | 2051 | NA | NA |
| <u>Mobility Radeon HD 3430</u> | 98 | 1940 | NA | NA |
| <u>Mobility Radeon HD 3450</u> | 91 | 1963 | NA | NA |
| <u>Mobility Radeon HD 3470</u> | 93 | 1953 | NA | NA |
| <u>Mobility Radeon HD 3470 Hybrid X2</u> | 93 | 1951 | NA | NA |
| <u>Mobility Radeon HD 3650</u> | 129 | 1837 | 1.76 | \$73.53* |
| <u>Mobility Radeon HD 3670</u> | 232 | 1697 | NA | NA |
| <u>Mobility Radeon HD 3850</u> | 365 | 1574 | NA | NA |
| <u>Mobility Radeon HD 3870</u> | 547 | 1388 | NA | NA |
| <u>Mobility Radeon HD 3870 X2</u> | 477 | 1465 | NA | NA |
| <u>Mobility Radeon HD 4200</u> | 90 | 1964 | NA | NA |
| <u>Mobility Radeon HD 4225</u> | 66 | 2043 | NA | NA |
| Videocard Name | Passmark G3D Mark (higher is better) | Rank (lower is better) | Videocard Value (higher is better) | Price (USD) |
| <u>Mobility Radeon HD 4250</u> | 98 | 1938 | NA | NA |
| <u>Mobility Radeon HD 4270</u> | 92 | 1955 | NA | NA |
| <u>Mobility Radeon HD 4300 Serisi</u> | 73 | 2010 | NA | NA |
| <u>Mobility Radeon HD 4330</u> | 135 | 1824 | NA | NA |
| <u>Mobility Radeon HD 4350</u> | 148 | 1793 | NA | NA |
| <u>Mobility Radeon HD 4550</u> | 191 | 1747 | NA | NA |
| <u>Mobility Radeon HD 4570</u> | 136 | 1820 | 1.80 | \$75.90* |
| <u>Mobility Radeon HD 4650</u> | 401 | 1549 | NA | NA |

| Videocard Name | Passmark G3D Mark (higher is | Rank (lower is | Videocard Value (higher is | Price (USD) |
|---|---------------------------------|-------------------|-------------------------------|----------------|
| <u>Mobility Radeon HD 4070</u> | 100 | 1137 | NA | NA |
| <u>Mobility Radeon HD 4830</u> | 511 | 1430 | NA | NA |
| <u>Mobility Radeon HD 4850</u> | 866 | 1058 | NA | NA |
| <u>Mobility Radeon HD 4870</u> | 719 | 1194 | NA | NA |
| <u>Mobility Radeon HD 5000</u> | 773 | 1137 | NA | NA |
| <u>Mobility Radeon HD 5000 Serisi</u> | 478 | 1463 | NA | NA |
| <u>Mobility Radeon HD 5165</u> | 284 | 1651 | NA | NA |
| <u>Mobility Radeon HD 5430</u> | 181 | 1753 | NA | NA |
| <u>Mobility Radeon HD 5450</u> | 214 | 1714 | NA | NA |
| <u>Mobility Radeon HD 5470</u> | 236 | 1694 | NA | NA |
| <u>Mobility Radeon HD 5570</u> | 544 | 1396 | NA | NA |
| <u>Mobility Radeon HD 5650</u> | 449 | 1504 | NA | NA |
| <u>Mobility Radeon HD 5730</u> | 498 | 1445 | NA | NA |
| <u>Mobility Radeon HD 5850</u> | 763 | 1147 | NA | NA |
| <u>Mobility Radeon HD 5870</u> | 1092 | 924 | NA | NA |
| <u>Mobility Radeon HD serie 4200</u> | 96 | 1946 | NA | NA |
| <u>MOBILITY RADEON X300</u> | 33 | 2160 | NA | NA |
| <u>MOBILITY RADEON X600</u> | 50 | 2088 | NA | NA |
| <u>MOBILITY RADEON X600 SE</u> | 49 | 2091 | NA | NA |
| <u>MOBILITY RADEON X700</u> | 66 | 2039 | NA | NA |
| <u>MOBILITY RADEON X700 XL</u> | 59 | 2056 | NA | NA |
| <u>Mobility Radeon X1300</u> | 39 | 2130 | NA | NA |
| <u>Mobility Radeon X1350</u> | 39 | 2128 | NA | NA |
| <u>Mobility Radeon X1400</u> | 42 | 2113 | NA | NA |
| <u>Mobility Radeon X1450</u> | 33 | 2164 | NA | NA |
| <u>Mobility Radeon X1600</u> | 92 | 1958 | NA | NA |
| <u>Mobility Radeon X1700</u> | 104 | 1915 | NA | NA |
| <u>MOBILITY RADEON X1800</u> | 130 | 1835 | NA | NA |
| <u>Mobility Radeon X1900</u> | 134 | 1825 | NA | NA |
| <u>Mobility Radeon X2300</u> | 48 | 2095 | NA | NA |
| <u>Mobility Radeon X2300 HD</u> | 48 | 2094 | NA | NA |
| <u>Mobility Radeon X2500</u> | 81 | 1988 | NA | NA |
| <u>MOBILITY RADEON XPRESS 200</u> | 27 | 2189 | NA | NA |
| <u>Mobility Radeon. HD 5470</u> | 215 | 1713 | NA | NA |
| <u>MOBILITY/RADEON 9000</u> | 4 | 2328 | NA | NA |

| Videocard Name | Passmark G3D Mark (higher is better) | Rank (lower is better) | Videocard Value (higher is better) | Price (USD) |
|---|--------------------------------------|------------------------|------------------------------------|-----------------------------|
| <u>MONSTER GeForce GTX 670</u> | 2887 | 521 | NA | NA |
| <u>MxGPU</u> | 1826 | 694 | NA | NA |
| <u>N16P-GX</u> | 1204 | 877 | NA | NA |
| <u>N18E-Q1</u> | 2525 | 539 | NA | NA |
| <u>nForce 750a SLI</u> | 83 | 1984 | NA | NA |
| <u>nForce 760i SLI</u> | 140 | 1807 | NA | NA |
| Videocard Name | Passmark G3D Mark (higher is better) | Rank (lower is better) | Videocard Value (higher is better) | Price (USD) |
| <u>nForce 780a SLI</u> | 92 | 1959 | NA | NA |
| <u>nForce 980a/780a SLI</u> | 81 | 1991 | NA | NA |
| <u>NV44</u> | 15 | 2230 | NA | NA |
| <u>NVIDIA A10</u> | 20590 | 29 | NA | NA |
| <u>NVIDIA A10G</u> | 18723 | 48 | NA | NA |
| <u>NVIDIA A40</u> | 9169 | 176 | NA | NA |
| <u>NVIDIA GeForce3 Ti200</u> | 5 | 2283 | NA | NA |
| <u>NVIDIA TITAN X</u> | 13659 | 101 | 22.46 | \$608.10* |
| <u>NVIDIA TITAN Xp</u> | 18708 | 49 | 11.37 | \$1,645.00* |
| <u>NVS 300</u> | 111 | 1894 | 1.77 | \$62.97* |
| <u>NVS 310</u> | 242 | 1688 | 3.91 | \$62.06* |
| <u>NVS 315</u> | 288 | 1643 | 4.12 | \$69.99* |
| <u>NVS 510</u> | 721 | 1192 | 2.82 | \$255.53* |
| <u>NVS 810</u> | 1161 | 894 | 1.86 | \$624.99* |
| <u>NVS 2100M</u> | 139 | 1808 | NA | NA |
| <u>NVS 3100M</u> | 114 | 1883 | NA | NA |
| <u>NVS 4200M</u> | 260 | 1670 | 0.65 | \$399.00* |
| <u>NVS 5100M</u> | 189 | 1748 | NA | NA |
| <u>NVS 5200M</u> | 521 | 1420 | NA | NA |
| <u>NVS 5400M</u> | 633 | 1278 | NA | NA |
| <u>OPAL XT/GL</u> | 1053 | 941 | NA | NA |
| <u>P106-090</u> | 2342 | 566 | NA | NA |
| <u>P106-100</u> | 6000 | 268 | NA | NA |
| <u>PHDGD Ivy 4</u> | 374 | 1567 | NA | NA |
| <u>PHDGD Ivy 5</u> | 445 | 1508 | NA | NA |
| <u>PHDGD Quantic C3</u> | 116 | 1874 | NA | NA |
| <u>PHDGD Sapphire GR for Mobile Intel 965</u> | 25 | 2193 | NA | NA |
| <u>PHDGD Solo 1.2.0 x86</u> | 11 | 2243 | NA | NA |

| Videocard Name | Passmark G3D Mark (higher is better) | Rank (lower is better) | Videocard Value (higher is better) | Price (USD) |
|----------------------------------|--------------------------------------|------------------------|------------------------------------|-----------------------------|
| <u>Quadro 2000</u> | 942 | 1006 | 4.42 | \$213.23* |
| <u>Q12U-1</u> | 5164 | 310 | NA | NA |
| <u>Quadro2 MXR/EX</u> | 4 | 2318 | NA | NA |
| <u>Quadro2 Pro</u> | 1 | 2401 | NA | NA |
| <u>Quadro4 380 XGL</u> | 6 | 2268 | NA | NA |
| <u>Quadro4 900 XGL</u> | 4 | 2301 | NA | NA |
| <u>Quadro4 980 XGL</u> | 5 | 2299 | 0.01 | \$341.43* |
| <u>Quadro 280 NVS PCIe</u> | 5 | 2282 | NA | NA |
| <u>Quadro 400</u> | 148 | 1792 | 0.70 | \$211.00* |
| <u>Quadro 410</u> | 443 | 1510 | 3.44 | \$129.00* |
| <u>Quadro 500M</u> | 570 | 1366 | 2.07 | \$275.14* |
| <u>Quadro 600</u> | 546 | 1391 | 7.19 | \$76.00* |
| <u>Quadro 1000M</u> | 579 | 1352 | 10.63 | \$54.50* |
| <u>Quadro 1100M</u> | 755 | 1156 | NA | NA |
| <u>Quadro 2000</u> | 942 | 1006 | 4.42 | \$213.23* |
| <u>Quadro 2000 D</u> | 1239 | 855 | NA | NA |
| <u>Quadro 2000D</u> | 975 | 984 | 6.96 | \$140.00* |
| <u>Quadro 2000M</u> | 780 | 1128 | 3.40 | \$229.74* |
| <u>Quadro 2100M</u> | 1100 | 920 | NA | NA |
| <u>Quadro 3000M</u> | 1009 | 961 | 14.43 | \$69.99* |
| <u>Quadro 4000</u> | 1483 | 790 | 1.41 | \$1,049.99* |
| Videocard Name | Passmark G3D Mark (higher is better) | Rank (lower is better) | Videocard Value (higher is better) | Price (USD) |
| <u>Quadro 4000M</u> | 1316 | 833 | 5.67 | \$232.06* |
| <u>Quadro 5000</u> | 1923 | 664 | 0.81 | \$2,384.52 |
| <u>Quadro 5000M</u> | 2059 | 630 | NA | NA |
| <u>Quadro 5010M</u> | 1771 | 709 | 7.51 | \$235.95* |
| <u>Quadro 6000</u> | 2691 | 511 | 0.66 | \$4,092.38* |
| <u>Quadro 7000</u> | 3505 | 424 | NA | NA |
| <u>Quadro CX</u> | 947 | 1001 | 6.32 | \$149.95* |
| <u>Quadro FX 350</u> | 85 | 1973 | NA | NA |
| <u>Quadro FX 350M</u> | 44 | 2108 | NA | NA |
| <u>Quadro FX 360M</u> | 86 | 1972 | NA | NA |
| <u>Quadro FX 370</u> | 83 | 1983 | 0.67 | \$125.00* |
| <u>Quadro FX 370 Low Profile</u> | 102 | 1921 | NA | NA |
| <u>Quadro FX 370 LP</u> | 108 | 1904 | NA | NA |

| Videocard Name | Passmark G3D Mark (higher is better) | Rank (lower is better) | Videocard Value (higher is better) | Price (USD) |
|---|--------------------------------------|------------------------|------------------------------------|-------------|
| Quadro FX 370M | 131 | 1832 | 1.81 | \$72.50* |
| Quadro FX 380 | 131 | 1832 | 1.81 | \$72.50* |
| Quadro FX 380 LP | 130 | 1834 | NA | NA |
| Quadro FX 380M | 120 | 1861 | NA | NA |
| Quadro FX 500/600 PCI | 14 | 2232 | NA | NA |
| Quadro FX 500/FX 600 | 7 | 2260 | NA | NA |
| Quadro FX 540 | 80 | 1996 | 1.35 | \$59.99* |
| Quadro FX 550 | 63 | 2049 | 0.22 | \$287.82* |
| Quadro FX 560 | 113 | 1887 | 0.76 | \$150.25* |
| Quadro FX 570 | 228 | 1699 | 1.99 | \$115.00* |
| Quadro FX 570M | 104 | 1918 | NA | NA |
| Quadro FX 580 | 151 | 1785 | 1.17 | \$130.00* |
| Quadro FX 770M | 170 | 1767 | 0.32 | \$527.00* |
| Quadro FX 880M | 215 | 1712 | NA | NA |
| Quadro FX 1000 | 34 | 2156 | NA | NA |
| Quadro FX 1100 | 35 | 2148 | 0.17 | \$212.99* |
| Quadro FX 1300 | 34 | 2155 | NA | NA |
| Quadro FX 1400 | 124 | 1851 | 0.51 | \$245.01* |
| Quadro FX 1500 | 197 | 1740 | 1.71 | \$115.01* |
| Quadro FX 1500M | 171 | 1764 | NA | NA |
| Quadro FX 1600M | 131 | 1833 | 0.87 | \$149.90* |
| Quadro FX 1700 | 115 | 1879 | 0.33 | \$350.14* |
| Quadro FX 1700M | 172 | 1763 | NA | NA |
| Quadro FX 1800 | 403 | 1548 | 2.99 | \$135.00* |
| Quadro FX 1800M | 466 | 1479 | NA | NA |
| Quadro FX 2000 | 18 | 2223 | NA | NA |
| Quadro FX 2500M | 217 | 1710 | 12.45 | \$17.50* |
| Quadro FX 2700 | 543 | 1398 | NA | NA |
| Quadro FX 2700M | 346 | 1590 | 3.46 | \$99.95* |
| Quadro FX 2800M | 422 | 1529 | 2.22 | \$190.00* |
| Quadro FX 3000 | 69 | 2030 | 0.41 | \$166.61* |
| Quadro FX 3400/4400 | 104 | 1916 | NA | NA |
| Quadro FX 3450 | 148 | 1790 | 1.24 | \$119.99* |
| Quadro FX 3450/4000 SDI | 182 | 1752 | NA | NA |
| Quadro FX 3500 | 291 | 1640 | 4.23 | \$68.98* |

| Videocard Name | Passmark G3D Mark (higher is better) | Rank (lower is better) | Videocard Value (higher is better) | Price (USD) |
|-----------------------------------|---|---------------------------|---------------------------------------|-----------------------------|
| Quadro FX 3600M | 466 | 1478 | NA | NA |
| Quadro FX 3700 | 374 | 1568 | 1.76 | \$213.27* |
| Quadro FX 3700M | 456 | 1495 | 0.49 | \$925.00* |
| Quadro FX 3800 | 794 | 1119 | 3.07 | \$259.13* |
| Quadro FX 3800M | 615 | 1303 | NA | NA |
| Quadro FX 4000 | 101 | 1929 | NA | NA |
| Quadro FX 4500 | 226 | 1701 | 1.34 | \$169.00* |
| Quadro FX 4500 X2 | 236 | 1695 | NA | NA |
| Quadro FX 4600 | 429 | 1519 | 1.29 | \$333.25* |
| Quadro FX 4700 X2 | 676 | 1233 | NA | NA |
| Quadro FX 4800 | 995 | 971 | 4.88 | \$204.00* |
| Quadro FX 5500 | 242 | 1689 | 0.12 | \$1,999.00* |
| Quadro FX 5600 | 539 | 1402 | 1.83 | \$295.00* |
| Quadro FX 5800 | 1219 | 869 | 4.45 | \$274.00* |
| Quadro FX Go1400 | 101 | 1926 | NA | NA |
| Quadro GP100 | 15607 | 76 | NA | NA |
| Quadro GV100 | 19744 | 36 | 2.19 | \$8,999.00* |
| Quadro K420 | 767 | 1144 | 2.85 | \$269.00* |
| Quadro K510M | 610 | 1313 | NA | NA |
| Quadro K600 | 760 | 1149 | 12.63 | \$60.24* |
| Quadro K610M | 721 | 1191 | 3.01 | \$240.00* |
| Quadro K620 | 2238 | 595 | 1.10 | \$2,029.99* |
| Quadro K620M | 1162 | 893 | NA | NA |
| Quadro K1000M | 789 | 1121 | 11.29 | \$69.95* |
| Quadro K1100M | 1084 | 929 | 3.36 | \$322.99* |
| Quadro K1200 | 2866 | 483 | 10.05 | \$285.29* |
| Quadro K2000 | 1560 | 765 | 5.31 | \$294.00* |
| Quadro K2000D | 1577 | 761 | 4.64 | \$339.99* |
| Quadro K2000M | 1017 | 956 | 7.07 | \$144.04* |
| Quadro K2100M | 1356 | 825 | 3.26 | \$415.99* |
| Quadro K2200 | 3535 | 423 | 13.18 | \$268.30* |
| Quadro K2200M | 3440 | 432 | 27.54 | \$124.95* |
| Quadro K3000M | 1637 | 744 | 4.02 | \$407.56* |

| Videocard Name | Passmark G3D Mark (higher is better) | Rank (lower is better) | Videocard Value (higher is better) | Price (USD) |
|---------------------------------------|--------------------------------------|------------------------|------------------------------------|-----------------------------|
| Quadro K0100M | 2210 | 551 | 9.99 | \$699.99 |
| Quadro K4000 | 2697 | 508 | 9.99 | \$270.00* |
| Quadro K4000M | 1927 | 661 | 7.59 | \$254.00* |
| Quadro K4100M | 2659 | 517 | 10.18 | \$261.29* |
| Quadro K4200 | 4317 | 369 | 17.34 | \$249.00* |
| Quadro K5000 | 3945 | 387 | 15.84 | \$249.00* |
| Quadro K5000M | 2763 | 496 | 5.43 | \$508.91* |
| Quadro K5100M | 3094 | 466 | 2.79 | \$1,108.84* |
| Quadro K5200 | 5938 | 271 | 14.31 | \$415.00* |
| Quadro K6000 | 8065 | 206 | 38.29 | \$210.66* |
| Quadro M500M | 1152 | 900 | NA | NA |
| Quadro M520 | 1861 | 683 | NA | NA |
| Quadro M600M | 2145 | 613 | 8.52 | \$251.99* |
| Quadro M620 | 2799 | 491 | NA | NA |
| Quadro M1000M | 2923 | 479 | 34.00 | \$85.99* |
| Quadro M1200 | 3281 | 449 | NA | NA |
| Videocard Name | Passmark G3D Mark (higher is better) | Rank (lower is better) | Videocard Value (higher is better) | Price (USD) |
| Quadro M2000 | 3920 | 389 | 14.84 | \$264.24* |
| Quadro M2000M | 3436 | 433 | 16.12 | \$213.16* |
| Quadro M2200 | 4345 | 365 | 17.38 | \$249.99* |
| Quadro M3000M | 5430 | 290 | 33.95 | \$159.95* |
| Quadro M4000 | 6641 | 250 | 18.35 | \$362.00* |
| Quadro M4000M | 6275 | 260 | 24.62 | \$254.91* |
| Quadro M5000 | 9318 | 173 | 18.67 | \$499.00* |
| Quadro M5000M | 7035 | 237 | 12.86 | \$546.92* |
| Quadro M5500 | 7915 | 213 | NA | NA |
| Quadro M6000 | 11771 | 136 | 2.44 | \$4,827.53* |
| Quadro M6000 24GB | 11879 | 134 | NA | NA |
| Quadro NVS 55/280 PCI | 6 | 2276 | NA | NA |
| Quadro NVS 110M | 47 | 2098 | NA | NA |
| Quadro NVS 120M | 46 | 2100 | NA | NA |
| Quadro NVS 130M | 97 | 1945 | NA | NA |
| Quadro NVS 135M | 66 | 2041 | NA | NA |
| Quadro NVS 140M | 69 | 2029 | NA | NA |
| Quadro NVS 150M | 70 | 2021 | NA | NA |

| Videocard Name | Passmark G3D Mark (higher is better) | Rank (lower is better) | Videocard Value (higher is better) | Price (USD) |
|---|--------------------------------------|------------------------|------------------------------------|-----------------------------|
| <u>Quadro NVS 100M</u> | 23 | 2205 | NA | NA |
| <u>Quadro NVS 210S</u> | 23 | 2205 | NA | NA |
| <u>Quadro NVS 210S / GeForce 6150LE</u> | 20 | 2214 | NA | NA |
| <u>Quadro NVS 280 PCI</u> | 8 | 2255 | 0.06 | \$130.00* |
| <u>Quadro NVS 280 SD</u> | 2 | 2385 | NA | NA |
| <u>Quadro NVS 285</u> | 42 | 2117 | 0.25 | \$169.86* |
| <u>Quadro NVS 285 128MB</u> | 38 | 2136 | 0.70 | \$55.00* |
| <u>Quadro NVS 290</u> | 207 | 1727 | 3.52 | \$59.00* |
| <u>Quadro NVS 295</u> | 71 | 2016 | 1.13 | \$63.00* |
| <u>Quadro NVS 320M</u> | 127 | 1844 | NA | NA |
| <u>Quadro NVS 420</u> | 69 | 2024 | 0.47 | \$150.00* |
| <u>Quadro NVS 440</u> | 37 | 2140 | 0.16 | \$228.87* |
| <u>Quadro NVS 450</u> | 61 | 2054 | 0.39 | \$159.00* |
| <u>Quadro NVS 510M</u> | 253 | 1678 | NA | NA |
| <u>Quadro P400</u> | 1597 | 757 | 7.94 | \$201.17* |
| <u>Quadro P500</u> | 1528 | 777 | NA | NA |
| <u>Quadro P520</u> | 2090 | 623 | 1.39 | \$1,499.00* |
| <u>Quadro P600</u> | 3237 | 452 | 16.03 | \$202.03* |
| <u>Quadro P620</u> | 3595 | 418 | 6.23 | \$577.48 |
| <u>Quadro P1000</u> | 4420 | 361 | 15.24 | \$289.99* |
| <u>Quadro P2000</u> | 7014 | 238 | 15.25 | \$459.99* |
| <u>Quadro P2000 with Max-Q Design</u> | 5061 | 319 | NA | NA |
| <u>Quadro P2200</u> | 9380 | 171 | 20.40 | \$459.80* |
| <u>Quadro P3000</u> | 6544 | 254 | NA | NA |
| <u>Quadro P3200</u> | 8805 | 187 | 22.62 | \$389.30* |
| <u>Quadro P3200 with Max-Q Design</u> | 9163 | 177 | NA | NA |
| <u>Quadro P4000</u> | 11559 | 138 | 20.78 | \$556.19* |
| <u>Quadro P4000 with Max-Q Design</u> | 9082 | 179 | NA | NA |
| <u>Quadro P4200</u> | 10382 | 151 | NA | NA |
| <u>Quadro P4200 with Max-Q Design</u> | 12406 | 126 | NA | NA |
| <u>Quadro P5000</u> | 12286 | 129 | 6.57 | \$1,868.99* |
| Videocard Name | Passmark G3D Mark (higher is better) | Rank (lower is better) | Videocard Value (higher is better) | Price (USD) |
| <u>Quadro P5200</u> | 12846 | 117 | NA | NA |
| <u>Quadro P5200 with Max-Q Design</u> | 12612 | 123 | NA | NA |
| <u>Quadro P6000</u> | 15693 | 74 | 4.83 | \$3,250.00* |

| Videocard Name | Passmark G3D Mark (higher is better) | Rank (lower is better) | Videocard Value (higher is better) | Price (USD) |
|--|---|---------------------------|---------------------------------------|-----------------------------|
| <u>Quadro RTX 3000</u> | 11000 | 110 | NA | NA |
| <u>Quadro RTX 3000 with Max-Q Design</u> | 8621 | 192 | NA | NA |
| <u>Quadro RTX 4000</u> | 15464 | 80 | 17.20 | \$899.00* |
| <u>Quadro RTX 4000 (Mobile)</u> | 12384 | 127 | NA | NA |
| <u>Quadro RTX 4000 with Max-Q Design</u> | 12687 | 120 | NA | NA |
| <u>Quadro RTX 5000</u> | 16139 | 68 | NA | NA |
| <u>Quadro RTX 5000 (Mobile)</u> | 14832 | 85 | NA | NA |
| <u>Quadro RTX 5000 with Max-Q Design</u> | 13709 | 100 | NA | NA |
| <u>Quadro RTX 6000</u> | 19106 | 44 | 3.03 | \$6,300.00* |
| <u>Quadro RTX 8000</u> | 19505 | 39 | 4.11 | \$4,741.49* |
| <u>Quadro T1000</u> | 6593 | 251 | 14.92 | \$441.99* |
| <u>Quadro T1000 with Max-Q Design</u> | 6665 | 249 | NA | NA |
| <u>Quadro T2000</u> | 7186 | 235 | 13.60 | \$528.35* |
| <u>Quadro T2000 with Max-Q Design</u> | 6873 | 244 | NA | NA |
| <u>Qualcomm Adreno 8cx Gen 3</u> | 1875 | 675 | NA | NA |
| <u>Qualcomm Adreno 540 GPU</u> | 118 | 1869 | NA | NA |
| <u>Qualcomm Adreno 618 GPU</u> | 122 | 1858 | NA | NA |
| <u>Qualcomm Adreno 630 GPU</u> | 273 | 1659 | NA | NA |
| <u>Qualcomm Adreno 675 GPU</u> | 539 | 1401 | NA | NA |
| <u>Qualcomm Adreno 680 GPU</u> | 610 | 1312 | NA | NA |
| <u>Qualcomm Adreno 685 GPU</u> | 892 | 1042 | NA | NA |
| <u>Qualcomm Adreno 690 GPU</u> | 962 | 992 | NA | NA |
| <u>QXL KMDOD</u> | 18 | 2218 | NA | NA |
| <u>Radeon 520</u> | 856 | 1061 | 9.51 | \$89.99* |
| <u>Radeon 530</u> | 993 | 974 | NA | NA |
| <u>Radeon 535</u> | 1069 | 936 | NA | NA |
| <u>Radeon 535DX</u> | 813 | 1104 | NA | NA |
| <u>Radeon 540</u> | 1370 | 822 | NA | NA |
| <u>Radeon 540X</u> | 1432 | 805 | NA | NA |
| <u>Radeon 550</u> | 1723 | 720 | 28.72 | \$59.99 |
| <u>Radeon 550X</u> | 1466 | 795 | NA | NA |
| <u>Radeon 620</u> | 897 | 1040 | NA | NA |
| <u>Radeon 625</u> | 1114 | 917 | NA | NA |
| <u>Radeon 630</u> | 1244 | 853 | NA | NA |
| <u>Radeon 2100</u> | 59 | 2057 | 0.31 | \$190.99* |

| Videocard Name | Passmark G3D Mark (higher is better) | Rank (lower is better) | Videocard Value (higher is better) | Price (USD) |
|--|--------------------------------------|------------------------|------------------------------------|---------------------------|
| Radeon 6000 | 36 | 1555 | 0.01 | \$0.10.00 |
| Radeon 3015e | 360 | 1580 | NA | NA |
| Radeon 3020e | 478 | 1464 | NA | NA |
| Radeon 3100 | 73 | 2008 | 0.34 | \$214.99* |
| Radeon 6600M | 505 | 1441 | NA | NA |
| Radeon 6700 | 14158 | 91 | NA | NA |
| Radeon 6750M | 911 | 1030 | NA | NA |
| Radeon 7000 / Radeon VE | 2 | 2374 | NA | NA |
| RADEON 7000 / RADEON VE Family | 3 | 2337 | NA | NA |
| RADEON 7200 | 2 | 2369 | 0.00 | \$599.99* |
| RADEON 7500 | 3 | 2358 | 0.02 | \$177.25* |
| Videocard Name | Passmark G3D Mark (higher is better) | Rank (lower is better) | Videocard Value (higher is better) | Price (USD) |
| RADEON 7500 Family | 4 | 2309 | NA | NA |
| RADEON 8500 Family | 6 | 2269 | NA | NA |
| RADEON 9000 | 4 | 2313 | NA | NA |
| RADEON 9000 Family | 3 | 2347 | NA | NA |
| RADEON 9100 Family | 6 | 2275 | NA | NA |
| RADEON 9100 IGP | 5 | 2292 | NA | NA |
| RADEON 9200 | 3 | 2344 | 0.02 | \$153.63* |
| RADEON 9200 LE Family | 2 | 2378 | NA | NA |
| RADEON 9200 PRO Family | 2 | 2370 | NA | NA |
| RADEON 9200 SE | 2 | 2381 | NA | NA |
| RADEON 9250 | 2 | 2379 | 0.01 | \$194.00* |
| RADEON 9500 | 36 | 2145 | 0.90 | \$40.50* |
| RADEON 9500 PRO / 9700 | 41 | 2118 | NA | NA |
| RADEON 9550 | 34 | 2153 | 0.12 | \$291.74* |
| Radeon 9550 / X1050 | 29 | 2183 | NA | NA |
| RADEON 9600 Family | 25 | 2199 | NA | NA |
| RADEON 9600 PRO | 42 | 2114 | NA | NA |
| RADEON 9600 PRO Family | 26 | 2190 | NA | NA |
| RADEON 9600 TX Family | 18 | 2220 | NA | NA |
| RADEON 9600 XT | 35 | 2151 | NA | NA |
| RADEON 9600SE | 27 | 2187 | NA | NA |
| RADEON 9700 PRO | 53 | 2074 | NA | NA |
| Radeon 9700 TX w/TV-Out | 44 | 2111 | NA | NA |

| Videocard Name | Passmark G3D Mark (higher is better) | Rank (lower is better) | Videocard Value (higher is better) | Price (USD) |
|---|--------------------------------------|------------------------|------------------------------------|---------------------------|
| RADEON 9800 | 59 | 2058 | NA | NA |
| RADEON 9800 PRO | 59 | 2058 | NA | NA |
| RADEON 9800 SE | 23 | 2206 | NA | NA |
| RADEON 9800 XT | 56 | 2070 | NA | NA |
| RADEON A9800XT | 22 | 2211 | NA | NA |
| Radeon Athlon Gold 3150U | 715 | 1199 | NA | NA |
| Radeon Athlon Silver 3050U | 671 | 1234 | NA | NA |
| RADEON E2400 | 51 | 2081 | NA | NA |
| RADEON E4690 | 405 | 1544 | NA | NA |
| Radeon E6460 | 323 | 1614 | NA | NA |
| Radeon E6465 | 231 | 1698 | NA | NA |
| Radeon E6760 | 876 | 1053 | 3.65 | \$239.99* |
| Radeon E8860 | 1686 | 730 | NA | NA |
| Radeon E8870PCle | 3368 | 439 | NA | NA |
| Radeon Eng Sample: 100-000000085-40_35/24_Y | 1440 | 801 | NA | NA |
| Radeon Eng Sample: 100-000000262-30_Y | 2415 | 554 | NA | NA |
| Radeon HD4650 | 239 | 1690 | 1.57 | \$152.90* |
| Radeon HD4670 | 365 | 1573 | NA | NA |
| RADEON HD6370D | 320 | 1618 | NA | NA |
| RADEON HD6410D | 422 | 1527 | NA | NA |
| RADEON HD6530D | 531 | 1410 | NA | NA |
| RADEON HD7450 | 199 | 1737 | 8.95 | \$22.25* |
| Radeon HD8530M | 490 | 1454 | NA | NA |
| Radeon HD8970M | 3368 | 438 | NA | NA |
| Radeon HD 2350 | 76 | 2001 | NA | NA |
| Radeon HD 2400 | 120 | 1862 | 1.37 | \$88.20* |
| Videocard Name | Passmark G3D Mark (higher is better) | Rank (lower is better) | Videocard Value (higher is better) | Price (USD) |
| Radeon HD 2400 PCI | 14 | 2233 | NA | NA |
| Radeon HD 2400 Pro | 114 | 1886 | NA | NA |
| Radeon HD 2400 XT | 118 | 1867 | NA | NA |
| Radeon HD 2600 PRO | 211 | 1719 | 1.12 | \$188.44* |
| Radeon HD 2600 Pro AGP | 110 | 1899 | NA | NA |
| Radeon HD 2600 XT | 282 | 1652 | 1.78 | \$159.00* |
| Radeon HD 2900 GT | 292 | 1638 | NA | NA |

| Videocard Name | Passmark G3D Mark <small>(higher is better)</small> | Rank <small>(lower is better)</small> | Videocard Value <small>(higher is better)</small> | Price <small>(USD)</small> |
|--|--|--|--|-------------------------------|
| Radeon HD 2000 PRO | 527 | 1230 | NA | NA |
| Radeon HD 2900 XT | 659 | 1249 | NA | NA |
| Radeon HD 3000 | 95 | 1947 | NA | NA |
| Radeon HD 3200 | 82 | 1985 | NA | NA |
| Radeon HD 3300 | 126 | 1847 | NA | NA |
| Radeon HD 3450 | 133 | 1829 | 1.50 | \$89.00* |
| Radeon HD 3470 | 128 | 1841 | 1.17 | \$109.65* |
| Radeon HD 3650 AGP | 150 | 1789 | 0.81 | \$185.00* |
| Radeon HD 3670 | 151 | 1784 | NA | NA |
| Radeon HD 3850 | 404 | 1546 | NA | NA |
| Radeon HD 3850 AGP | 432 | 1517 | NA | NA |
| Radeon HD 3850 X2 | 822 | 1093 | NA | NA |
| Radeon HD 3870 | 566 | 1371 | 8.09 | \$69.99* |
| Radeon HD 3870 X2 | 708 | 1202 | NA | NA |
| Radeon HD 4200 | 111 | 1893 | NA | NA |
| Radeon HD 4250 | 122 | 1856 | NA | NA |
| Radeon HD 4270 | 109 | 1900 | NA | NA |
| Radeon HD 4290 | 140 | 1804 | NA | NA |
| Radeon HD 4300/4500 Serisi | 155 | 1780 | NA | NA |
| Radeon HD 4330 | 108 | 1903 | NA | NA |
| Radeon HD 4350 | 106 | 1909 | 1.04 | \$102.24* |
| Radeon HD 4550 | 235 | 1696 | 1.51 | \$156.00* |
| Radeon HD 4650 | 214 | 1715 | 3.06 | \$69.99* |
| Radeon HD 4650 AGP | 207 | 1726 | NA | NA |
| Radeon HD 4670 | 380 | 1562 | 2.66 | \$142.96* |
| Radeon HD 4770 | 887 | 1044 | 14.80 | \$59.99* |
| Radeon HD 4810 | 769 | 1141 | NA | NA |
| Radeon HD 4830 | 845 | 1071 | 14.09 | \$59.99* |
| Radeon HD 4850 | 936 | 1012 | 2.48 | \$378.00* |
| Radeon HD 4850 X2 | 1132 | 907 | NA | NA |
| Radeon HD 4870 | 1388 | 817 | 17.36 | \$79.99* |
| Radeon HD 4870 X2 | 1309 | 836 | NA | NA |
| Radeon HD 4890 | 1518 | 779 | 16.88 | \$89.99* |
| Radeon HD 5450 | 137 | 1813 | 1.45 | \$94.96* |
| Radeon HD 5470 | 268 | 1664 | NA | NA |

| Videocard Name | Passmark G3D Mark (higher is better) | Rank (lower is better) | Videocard Value (higher is better) | Price (USD) |
|---|---|---------------------------|---------------------------------------|-----------------------------|
| Radeon HD 5570 | 482 | 1460 | 2.68 | \$179.99* |
| Radeon HD 5600/5700 | 660 | 1246 | NA | NA |
| Radeon HD 5670 | 789 | 1120 | 11.79 | \$67.00* |
| Radeon HD 5750 | 1162 | 892 | 16.61 | \$69.99* |
| Radeon HD 5770 | 1343 | 828 | 7.07 | \$189.99* |
| Radeon HD 5830 | 1720 | 723 | 6.64 | \$258.99* |
| Videocard Name | Passmark G3D Mark (higher is better) | Rank (lower is better) | Videocard Value (higher is better) | Price (USD) |
| Radeon HD 5850 | 1978 | 652 | 6.85 | \$288.99* |
| Radeon HD 5870 | 2231 | 596 | 7.56 | \$295.00* |
| Radeon HD 5970 | 2307 | 572 | 12.82 | \$179.99* |
| Radeon HD 6230 | 179 | 1757 | NA | NA |
| Radeon HD 6250 | 93 | 1952 | NA | NA |
| Radeon HD 6290 | 104 | 1914 | NA | NA |
| Radeon HD 6290M | 140 | 1806 | NA | NA |
| Radeon HD 6300M | 143 | 1801 | NA | NA |
| Radeon HD 6310 | 122 | 1857 | NA | NA |
| Radeon HD 6320 | 148 | 1794 | 0.27 | \$554.99* |
| Radeon HD 6320 Graphic | 216 | 1711 | NA | NA |
| Radeon HD 6320M | 198 | 1739 | NA | NA |
| RADEON HD 6350 | 140 | 1803 | 2.39 | \$59.00* |
| Radeon HD 6370D | 254 | 1676 | NA | NA |
| Radeon HD 6370M | 275 | 1658 | NA | NA |
| Radeon HD 6380G | 207 | 1728 | 0.52 | \$399.99* |
| Radeon HD 6410D | 239 | 1691 | NA | NA |
| Radeon HD 6430M | 192 | 1745 | NA | NA |
| Radeon HD 6450 | 199 | 1738 | 2.24 | \$89.00* |
| Radeon HD 6450 + 8470D Dual | 762 | 1148 | NA | NA |
| Radeon HD 6450A | 260 | 1671 | NA | NA |
| Radeon HD 6470M | 227 | 1700 | 0.40 | \$569.99* |
| Radeon HD 6480G | 259 | 1673 | NA | NA |
| Radeon HD 6480M | 353 | 1585 | NA | NA |
| Radeon HD 6490M | 377 | 1563 | 0.32 | \$1,193.03* |
| Radeon HD 6520G | 299 | 1631 | NA | NA |
| Radeon HD 6530D | 331 | 1605 | NA | NA |

| Videocard Name | Passmark G3D Mark (higher is better) | Rank (lower is better) | Videocard Value (higher is better) | Price (USD) |
|--|---|---------------------------|---------------------------------------|---------------------------|
| Radeon HD 6350 | 101 | 1551 | NA | NA |
| Radeon HD 6550D | 405 | 1545 | NA | NA |
| Radeon HD 6570 | 562 | 1375 | 8.66 | \$64.99* |
| Radeon HD 6610M | 565 | 1372 | NA | NA |
| Radeon HD 6620G | 355 | 1584 | NA | NA |
| Radeon HD 6630M | 684 | 1225 | NA | NA |
| Radeon HD 6650A | 835 | 1079 | NA | NA |
| Radeon HD 6650M | 759 | 1152 | NA | NA |
| Radeon HD 6670 | 732 | 1179 | 10.62 | \$68.99* |
| Radeon HD 6670 + 6670 Dual | 646 | 1263 | NA | NA |
| Radeon HD 6670 + 7660D Dual | 1492 | 785 | NA | NA |
| Radeon HD 6670/7670 | 945 | 1002 | NA | NA |
| Radeon HD 6700M | 1016 | 957 | NA | NA |
| Radeon HD 6750 | 1020 | 954 | 12.76 | \$79.99* |
| Radeon HD 6750M | 937 | 1010 | NA | NA |
| Radeon HD 6770 | 1239 | 856 | 4.68 | \$264.99* |
| Radeon HD 6770M | 964 | 990 | NA | NA |
| Radeon HD 6790 | 1607 | 753 | 5.47 | \$294.00* |
| Radeon HD 6800M | 808 | 1110 | NA | NA |
| Radeon HD 6850 | 1971 | 653 | 23.19 | \$85.00* |
| Radeon HD 6850 X2 | 2534 | 535 | NA | NA |
| Radeon HD 6870 | 2216 | 599 | 8.06 | \$275.00* |
| Videocard Name | Passmark G3D Mark (higher is better) | Rank (lower is better) | Videocard Value (higher is better) | Price (USD) |
| Radeon HD 6900M | 1707 | 725 | NA | NA |
| Radeon HD 6950 | 2632 | 522 | 18.80 | \$139.99* |
| Radeon HD 6970 | 2822 | 488 | 18.82 | \$149.99* |
| Radeon HD 6970M | 2270 | 586 | 10.51 | \$215.99* |
| Radeon HD 6990 | 3013 | 474 | 6.04 | \$498.49* |
| Radeon HD 7290 | 115 | 1880 | NA | NA |
| Radeon HD 7290M | 123 | 1854 | NA | NA |
| Radeon HD 7310 | 128 | 1839 | NA | NA |
| Radeon HD 7310 - Carte graphique | 174 | 1762 | NA | NA |
| Radeon HD 7310G | 180 | 1754 | NA | NA |
| Radeon HD 7310M | 166 | 1771 | NA | NA |
| Radeon HD 7340 | 155 | 1781 | 0.28 | \$552.69* |

| Videocard Name | Passmark G3D Mark (higher is better) | Rank (lower is better) | Videocard Value (higher is better) | Price (USD) |
|---|---|---------------------------|---------------------------------------|--------------------------|
| Radeon HD 7340 | 180 | 1711 | NA | NA |
| Radeon HD 7340M | 221 | 1707 | NA | NA |
| Radeon HD 7350 | 165 | 1774 | NA | NA |
| Radeon HD 7400G | 267 | 1665 | NA | NA |
| Radeon HD 7420G | 306 | 1625 | NA | NA |
| Radeon HD 7450 | 224 | 1702 | 4.50 | \$49.99* |
| Radeon HD 7450A | 288 | 1644 | NA | NA |
| Radeon HD 7450M | 329 | 1610 | NA | NA |
| Radeon HD 7470 | 289 | 1642 | 3.55 | \$81.37* |
| Radeon HD 7470M | 407 | 1539 | NA | NA |
| Radeon HD 7480D | 281 | 1655 | NA | NA |
| Radeon HD 7500G | 293 | 1635 | NA | NA |
| Radeon HD 7500G + 7500M/7600M Dual | 616 | 1299 | NA | NA |
| Radeon HD 7500G + 7550M Dual | 497 | 1449 | NA | NA |
| Radeon HD 7500G + HD 7500M/7600M Dual | 355 | 1583 | NA | NA |
| Radeon HD 7520G | 314 | 1621 | NA | NA |
| Radeon HD 7520G + 7400M Dual | 486 | 1459 | NA | NA |
| Radeon HD 7520G + 7470M Dual | 542 | 1400 | NA | NA |
| Radeon HD 7520G + 7500/7600 Dual | 582 | 1350 | NA | NA |
| Radeon HD 7520G + 7600M Dual | 591 | 1337 | NA | NA |
| Radeon HD 7520G + 7610M Dual | 588 | 1340 | NA | NA |
| Radeon HD 7520G + 7650M Dual | 453 | 1499 | NA | NA |
| Radeon HD 7520G + 7670M Dual | 523 | 1418 | NA | NA |
| Radeon HD 7520G + 7700M Dual | 1060 | 938 | NA | NA |
| Radeon HD 7520G + 8600/8700M Dual | 311 | 1623 | NA | NA |
| Radeon HD 7520G + 8750M Dual | 376 | 1564 | NA | NA |
| Radeon HD 7520G + HD 7400M Dual | 544 | 1395 | NA | NA |
| Radeon HD 7520G + HD 7500/7600 Dual | 832 | 1083 | NA | NA |
| Radeon HD 7520G + HD 7600M Dual | 447 | 1505 | NA | NA |
| Radeon HD 7520G + HD 7670M Dual | 495 | 1452 | NA | NA |
| Radeon HD 7520G + HD 7700M Dual | 574 | 1360 | NA | NA |
| Radeon HD 7520G + HD 8600/8700M Dual | 623 | 1289 | NA | NA |
| Radeon HD 7520G + HD 8750M Dual | 651 | 1256 | NA | NA |
| Radeon HD 7520G N HD 7520G + HD 7500/7600 7500/7600 | 574 | 1362 | NA | NA |

| Videocard Name | Passmark G3D Mark (higher is better) | Rank (lower is better) | Videocard Value (higher is better) | Price (USD) |
|--|---|---------------------------|---------------------------------------|----------------|
| Radeon HD 7420G N HD 7420G + HD 7600M N HD 7600M D | 331 | 1670 | NA | NA |
| Radeon HD 7540D | 330 | 1607 | NA | NA |
| Radeon HD 7540D + 6570 Dual | 719 | 1195 | NA | NA |
| Videocard Name | Passmark G3D Mark (higher is better) | Rank (lower is better) | Videocard Value (higher is better) | Price (USD) |
| Radeon HD 7540D + 7500 Dual | 821 | 1094 | NA | NA |
| Radeon HD 7540D + HD 6450 Dual | 643 | 1267 | NA | NA |
| Radeon HD 7550M | 464 | 1484 | NA | NA |
| Radeon HD 7550M/7650M | 728 | 1181 | NA | NA |
| Radeon HD 7560D | 463 | 1488 | NA | NA |
| Radeon HD 7560D + 6450 Dual | 568 | 1369 | NA | NA |
| Radeon HD 7560D + 6570 Dual | 833 | 1081 | NA | NA |
| Radeon HD 7560D + 6670 Dual | 1130 | 908 | NA | NA |
| Radeon HD 7560D + 7560D Dual | 982 | 979 | NA | NA |
| Radeon HD 7560D + 7570 Dual | 985 | 975 | NA | NA |
| Radeon HD 7560D + 7670 Dual | 1426 | 807 | NA | NA |
| Radeon HD 7560D + 7700 Dual | 1919 | 666 | NA | NA |
| Radeon HD 7560D + HD 6570 Dual | 1237 | 859 | NA | NA |
| Radeon HD 7560D + HD 6670 Dual | 1554 | 766 | NA | NA |
| Radeon HD 7560D + HD 7000 Dual | 534 | 1405 | NA | NA |
| Radeon HD 7560D + HD 7600 Dual | 1258 | 851 | NA | NA |
| Radeon HD 7560D + HD 7670 Dual | 1380 | 819 | NA | NA |
| Radeon HD 7560D + HD 7700 Dual | 1346 | 826 | NA | NA |
| Radeon HD 7560D + HD 8570 Dual | 935 | 1013 | NA | NA |
| Radeon HD 7560D + R5 235 Dual | 563 | 1374 | NA | NA |
| Radeon HD 7570 | 619 | 1294 | 6.05 | \$102.49* |
| Radeon HD 7570M | 430 | 1518 | NA | NA |
| Radeon HD 7570M/HD 7670M | 699 | 1215 | NA | NA |
| Radeon HD 7580D | 350 | 1588 | NA | NA |
| Radeon HD 7600G | 311 | 1622 | NA | NA |
| Radeon HD 7600G + 6400M Dual | 376 | 1565 | NA | NA |
| Radeon HD 7600G + 7450M Dual | 389 | 1554 | NA | NA |
| Radeon HD 7600G + 7500M/7600M Dual | 405 | 1543 | NA | NA |
| Radeon HD 7600G + 7550M Dual | 423 | 1526 | NA | NA |
| Radeon HD 7600G + 8500M/8700M Dual | 333 | 1603 | NA | NA |
| Radeon HD 7600G + HD 7400M Dual | 328 | 1611 | NA | NA |

| Videocard Name | Passmark G3D Mark (higher is better) | Rank (lower is better) | Videocard Value (higher is better) | Price (USD) |
|--|---|---------------------------|---------------------------------------|----------------|
| Radeon HD 7600G + HD 7600M/7600M Dual | NA | 1133 | NA | NA |
| Radeon HD 7600G + HD 7550M Dual | 509 | 1433 | NA | NA |
| Radeon HD 7600G + HD 8670M Dual | 543 | 1397 | NA | NA |
| Radeon HD 7600G + HD Dual | 435 | 1514 | NA | NA |
| Radeon HD 7600G N HD 7600G + HD ON HD Dual | 526 | 1414 | NA | NA |
| Radeon HD 7600M + 7600M Dual | 773 | 1135 | NA | NA |
| Radeon HD 7610M | 632 | 1280 | NA | NA |
| Radeon HD 7620G | 352 | 1587 | NA | NA |
| Radeon HD 7620G + 8600M Dual | 508 | 1434 | NA | NA |
| Radeon HD 7620G + 8670M Dual | 577 | 1356 | NA | NA |
| Radeon HD 7620G + HD 8600M Dual | 442 | 1511 | NA | NA |
| Radeon HD 7620G + HD 8670M Dual | 507 | 1436 | NA | NA |
| Radeon HD 7620G N HD 7620G + HD 8600M N HD 8600M D | 451 | 1502 | NA | NA |
| Radeon HD 7640G | 463 | 1486 | NA | NA |
| Radeon HD 7640G + 6400M Dual | 526 | 1413 | NA | NA |
| Radeon HD 7640G + 7400M Dual | 637 | 1271 | NA | NA |
| Radeon HD 7640G + 7450M Dual | 754 | 1157 | NA | NA |
| Radeon HD 7640G + 7470M Dual | 595 | 1333 | NA | NA |
| Videocard Name | Passmark G3D Mark (higher is better) | Rank (lower is better) | Videocard Value (higher is better) | Price (USD) |
| Radeon HD 7640G + 7500/7600 Dual | 627 | 1287 | NA | NA |
| Radeon HD 7640G + 7500M/7600M Dual | 775 | 1133 | NA | NA |
| Radeon HD 7640G + 7600M Dual | 705 | 1207 | NA | NA |
| Radeon HD 7640G + 7610M Dual | 510 | 1431 | NA | NA |
| Radeon HD 7640G + 7650M Dual | 747 | 1164 | NA | NA |
| Radeon HD 7640G + 7670M Dual | 644 | 1265 | NA | NA |
| Radeon HD 7640G + 7690M Dual | 945 | 1003 | NA | NA |
| Radeon HD 7640G + 7700M Dual | 690 | 1219 | NA | NA |
| Radeon HD 7640G + 8500M Dual | 585 | 1345 | NA | NA |
| Radeon HD 7640G + 8570M Dual | 558 | 1381 | NA | NA |
| Radeon HD 7640G + 8600/8700M Dual | 688 | 1221 | NA | NA |
| Radeon HD 7640G + 8600M Dual | 249 | 1683 | NA | NA |
| Radeon HD 7640G + 8670M Dual | 558 | 1379 | NA | NA |
| Radeon HD 7640G + 8750M Dual | 654 | 1253 | NA | NA |
| Radeon HD 7640G + HD 7400M Dual | 621 | 1292 | NA | NA |

| Videocard Name | Passmark G3D Mark (higher is | Rank (lower is | Videocard Value (higher is | Price (USD) |
|--|---------------------------------|-------------------|-------------------------------|---------------------------|
| Radeon HD 7640G + HD 7600M Dual | 704 | 1209 | NA | NA |
| Radeon HD 7640G + HD 7600M Dual | 704 | 1209 | NA | NA |
| Radeon HD 7640G + HD 7600M N HD 7600M Dual | 406 | 1542 | NA | NA |
| Radeon HD 7640G + HD 7670M Dual | 518 | 1425 | NA | NA |
| Radeon HD 7640G + HD 7700M Dual | 589 | 1338 | NA | NA |
| Radeon HD 7640G + HD 7700M N HD 7700M Dual | 630 | 1281 | NA | NA |
| Radeon HD 7640G + HD 8500M Dual | 607 | 1316 | NA | NA |
| Radeon HD 7640G + HD 8500M N HD 8500M Dual | 665 | 1241 | NA | NA |
| Radeon HD 7640G + HD 8570M Dual | 474 | 1471 | NA | NA |
| Radeon HD 7640G + HD 8600/8700M Dual | 586 | 1343 | NA | NA |
| Radeon HD 7640G + HD 8670M Dual | 677 | 1231 | NA | NA |
| Radeon HD 7640G + HD 8750M Dual | 996 | 970 | NA | NA |
| Radeon HD 7640G + R5 M200 Dual | 559 | 1377 | NA | NA |
| Radeon HD 7640G N HD 7640G + HD 7600M N HD 7600M D | 824 | 1092 | NA | NA |
| Radeon HD 7640G N HD 7640G + HD 7670M Dual | 679 | 1229 | NA | NA |
| Radeon HD 7640G N HD 7640G + HD 8570M Dual | 422 | 1528 | NA | NA |
| Radeon HD 7650A | 573 | 1365 | 2.19 | \$262.00* |
| Radeon HD 7650M | 441 | 1512 | NA | NA |
| Radeon HD 7660D | 506 | 1437 | NA | NA |
| Radeon HD 7660D + 6570 Dual | 1100 | 919 | NA | NA |
| Radeon HD 7660D + 6670 Dual | 1238 | 858 | NA | NA |
| Radeon HD 7660D + 7470 Dual | 465 | 1483 | NA | NA |
| Radeon HD 7660D + 7500 Dual | 1121 | 911 | NA | NA |
| Radeon HD 7660D + 7540D Dual | 1204 | 878 | NA | NA |
| Radeon HD 7660D + 7670 Dual | 1061 | 937 | NA | NA |
| Radeon HD 7660D + HD 6670 Dual | 1484 | 789 | NA | NA |
| Radeon HD 7660D + HD 7000 Dual | 633 | 1276 | NA | NA |
| Radeon HD 7660D + HD 7400 Dual | 339 | 1597 | NA | NA |
| Radeon HD 7660D + HD 7700 Dual | 1958 | 657 | NA | NA |
| Radeon HD 7660D + R5 235 Dual | 523 | 1416 | NA | NA |
| Radeon HD 7660D + R7 240 Dual | 941 | 1007 | NA | NA |
| Radeon HD 7660G | 471 | 1474 | NA | NA |

| Videocard Name | Passmark G3D Mark (higher is better) | Rank (lower is better) | Videocard Value (higher is better) | Price (USD) |
|--|---|---------------------------|---------------------------------------|---------------------------|
| Radeon HD 7660G + 7470M Dual | 630 | 1282 | NA | NA |
| Radeon HD 7660G + 7470M Dual | 630 | 1282 | NA | NA |
| Videocard Name | Passmark G3D Mark (higher is better) | Rank (lower is better) | Videocard Value (higher is better) | Price (USD) |
| Radeon HD 7660G + 7600M Dual | 831 | 1087 | NA | NA |
| Radeon HD 7660G + 7610M Dual | 745 | 1167 | NA | NA |
| Radeon HD 7660G + 7670M Dual | 743 | 1169 | NA | NA |
| Radeon HD 7660G + 7700M Dual | 757 | 1155 | NA | NA |
| Radeon HD 7660G + 7730M Dual | 931 | 1015 | NA | NA |
| Radeon HD 7660G + 8600M Dual | 445 | 1507 | NA | NA |
| Radeon HD 7660G + 8670M Dual | 587 | 1342 | NA | NA |
| Radeon HD 7660G + HD 7500/7600 7500/7600 Dual | 1002 | 967 | NA | NA |
| Radeon HD 7660G + HD 7500/7600 Dual | 760 | 1150 | NA | NA |
| Radeon HD 7660G + HD 7500M/7600M Dual | 999 | 969 | NA | NA |
| Radeon HD 7660G + HD 7600M Dual | 615 | 1301 | NA | NA |
| Radeon HD 7660G + HD 7600M N HD 7600M Dual | 460 | 1492 | NA | NA |
| Radeon HD 7660G + HD 7670M Dual | 706 | 1205 | NA | NA |
| Radeon HD 7660G + HD 7700M Dual | 777 | 1131 | NA | NA |
| Radeon HD 7660G + HD 7730M Dual | 881 | 1051 | NA | NA |
| Radeon HD 7660G + HD 8500M Dual | 758 | 1153 | NA | NA |
| Radeon HD 7660G + HD 8600/8700M Dual | 747 | 1165 | NA | NA |
| Radeon HD 7660G + HD 8600M Dual | 363 | 1578 | NA | NA |
| Radeon HD 7660G + HD 8670M Dual | 711 | 1200 | NA | NA |
| Radeon HD 7660G N HD 7660G + HD 7600M N HD 7600M D | 722 | 1188 | NA | NA |
| Radeon HD 7660G N HD 7660G + HD 7670M Dual | 704 | 1208 | NA | NA |
| Radeon HD 7660G N HD 7660G + HD 7700M N HD 7700M D | 966 | 989 | NA | NA |
| Radeon HD 7670 | 833 | 1080 | NA | NA |
| Radeon HD 7670A | 1050 | 942 | NA | NA |
| Radeon HD 7670M | 476 | 1467 | 0.76 | \$629.99* |
| Radeon HD 7670M + 7670M Dual | 738 | 1175 | NA | NA |
| Radeon HD 7690M | 1003 | 966 | NA | NA |
| Radeon HD 7690M XT | 1009 | 963 | NA | NA |
| Radeon HD 7700-serie | 1899 | 671 | NA | NA |

| Videocard Name | Passmark G3D Mark (higher is better) | Rank (lower is better) | Videocard Value (higher is better) | Price (USD) |
|--|---|---------------------------|---------------------------------------|---------------------------|
| Radeon HD 7730 | 721 | 1190 | NA | NA |
| Radeon HD 7730M | 721 | 1190 | NA | NA |
| Radeon HD 7750 | 1703 | 727 | 17.04 | \$99.99* |
| Radeon HD 7750M | 1191 | 882 | NA | NA |
| Radeon HD 7770 | 2171 | 605 | 7.24 | \$300.00* |
| Radeon HD 7790 | 3090 | 468 | 22.07 | \$139.99* |
| Radeon HD 7800-serie | 4029 | 384 | NA | NA |
| Radeon HD 7850 | 3840 | 400 | 22.59 | \$169.99* |
| Radeon HD 7850M | 1372 | 821 | NA | NA |
| Radeon HD 7870 | 4644 | 348 | 26.39 | \$176.00* |
| Radeon HD 7870 XT | 4469 | 356 | NA | NA |
| Radeon HD 7870M | 1507 | 782 | NA | NA |
| Radeon HD 7950 / R9 280 | 4764 | 339 | 36.04 | \$132.20* |
| Radeon HD 7970 / R9 280X | 5247 | 300 | 21.25 | \$246.99* |
| Radeon HD 7970M | 3846 | 397 | NA | NA |
| Radeon HD 7990 | 5565 | 285 | 13.91 | \$399.99* |
| Radeon HD 8180 | 138 | 1812 | NA | NA |
| Radeon HD 8210 | 184 | 1751 | NA | NA |
| Radeon HD 8210E | 193 | 1744 | NA | NA |
| Radeon HD 8240 | 238 | 1692 | NA | NA |
| Videocard Name | Passmark G3D Mark (higher is better) | Rank (lower is better) | Videocard Value (higher is better) | Price (USD) |
| Radeon HD 8250 | 209 | 1723 | NA | NA |
| Radeon HD 8280 | 286 | 1647 | NA | NA |
| Radeon HD 8280E | 244 | 1686 | NA | NA |
| Radeon HD 8280G | 269 | 1662 | NA | NA |
| Radeon HD 8310E | 340 | 1596 | NA | NA |
| Radeon HD 8330 | 250 | 1682 | NA | NA |
| Radeon HD 8330E | 251 | 1680 | NA | NA |
| Radeon HD 8350 | 162 | 1775 | 1.63 | \$99.81* |
| Radeon HD 8350G | 304 | 1627 | NA | NA |
| Radeon HD 8370D | 320 | 1617 | NA | NA |
| Radeon HD 8400 | 261 | 1669 | NA | NA |
| Radeon HD 8400E | 268 | 1663 | NA | NA |
| Radeon HD 8410G | 435 | 1515 | NA | NA |
| Radeon HD 8450G | 363 | 1577 | NA | NA |

| Videocard Name | Passmark G3D Mark (higher is better) | Rank (lower is better) | Videocard Value (higher is better) | Price (USD) |
|--|---|---------------------------|---------------------------------------|--------------------------|
| Radeon HD 8450G + 8600M Dual | 545 | 1393 | NA | NA |
| Radeon HD 8450G + 8670M Dual | 474 | 1470 | NA | NA |
| Radeon HD 8450G + 8750M Dual | 637 | 1272 | NA | NA |
| Radeon HD 8450G + HD 8600M Dual | 452 | 1501 | NA | NA |
| Radeon HD 8450G + HD 8670M Dual | 574 | 1363 | NA | NA |
| Radeon HD 8450G + HD 8750M Dual | 503 | 1444 | NA | NA |
| Radeon HD 8450G + R5 M230 Dual | 578 | 1353 | NA | NA |
| Radeon HD 8470 | 251 | 1679 | NA | NA |
| Radeon HD 8470D | 360 | 1581 | NA | NA |
| Radeon HD 8470D + 6450 Dual | 717 | 1197 | NA | NA |
| Radeon HD 8470D + 6570 Dual | 837 | 1077 | NA | NA |
| Radeon HD 8470D + HD 6450 Dual | 862 | 1060 | NA | NA |
| Radeon HD 8470D + HD 6670 Dual | 1435 | 803 | NA | NA |
| Radeon HD 8470D + HD 7500 Dual | 1545 | 769 | NA | NA |
| Radeon HD 8490 | 263 | 1668 | 2.92 | \$89.99* |
| Radeon HD 8500M | 404 | 1547 | NA | NA |
| Radeon HD 8500M/8700M | 852 | 1067 | NA | NA |
| Radeon HD 8510G | 365 | 1575 | NA | NA |
| Radeon HD 8510G + 8500M Dual | 596 | 1329 | NA | NA |
| Radeon HD 8510G + HD 8500M Dual | 629 | 1284 | NA | NA |
| Radeon HD 8550D | 685 | 1223 | NA | NA |
| Radeon HD 8550G | 407 | 1540 | NA | NA |
| Radeon HD 8550G + 7600M Dual | 901 | 1036 | NA | NA |
| Radeon HD 8550G + 8500M Dual | 602 | 1322 | NA | NA |
| Radeon HD 8550G + 8570M Dual | 532 | 1408 | NA | NA |
| Radeon HD 8550G + 8600/8700M Dual | 802 | 1111 | NA | NA |
| Radeon HD 8550G + 8600M Dual | 617 | 1298 | NA | NA |
| Radeon HD 8550G + 8670M Dual | 579 | 1351 | NA | NA |
| Radeon HD 8550G + 8690M Dual | 664 | 1243 | NA | NA |
| Radeon HD 8550G + 8750M Dual | 795 | 1117 | NA | NA |
| Radeon HD 8550G + HD 7600M Dual | 854 | 1063 | NA | NA |
| Radeon HD 8550G + HD 8500M Dual | 558 | 1378 | NA | NA |
| Radeon HD 8550G + HD 8570M Dual | 529 | 1411 | NA | NA |
| Radeon HD 8550G + HD 8600/8700M Dual | 654 | 1254 | NA | NA |

| Videocard Name | Passmark G3D Mark (higher is better) | Rank (lower is better) | Videocard Value (higher is better) | Price (USD) |
|--|---|---------------------------|---------------------------------------|--------------------------|
| | | | | |
| Videocard Name | Mark (higher is better) | Rank (lower is better) | Videocard Value (higher is better) | Price (USD) |
| Radeon HD 8550G + HD 8600M Dual | 593 | 1335 | NA | NA |
| Radeon HD 8550G + HD 8670M Dual | 546 | 1392 | NA | NA |
| Radeon HD 8550G + HD 8750M Dual | 819 | 1098 | NA | NA |
| Radeon HD 8550G + R5 M200 Dual | 619 | 1295 | NA | NA |
| Radeon HD 8550G + R5 M230 Dual | 487 | 1457 | NA | NA |
| Radeon HD 8550G N HD 8550G + HD 8600M N HD 8600M D | 611 | 1307 | NA | NA |
| Radeon HD 8570 | 962 | 994 | 9.75 | \$98.68* |
| Radeon HD 8570 + 8670D Dual | 620 | 1293 | NA | NA |
| Radeon HD 8570 + HD 7660D Dual | 949 | 999 | NA | NA |
| Radeon HD 8570D | 432 | 1516 | NA | NA |
| Radeon HD 8570D + 6570 Dual | 1239 | 857 | NA | NA |
| Radeon HD 8570D + 6670 Dual | 1039 | 948 | NA | NA |
| Radeon HD 8570D + HD8490 Dual | 374 | 1569 | NA | NA |
| Radeon HD 8570D + HD 6570 Dual | 868 | 1057 | NA | NA |
| Radeon HD 8570D + HD 6670 Dual | 1260 | 849 | NA | NA |
| Radeon HD 8570D + HD 7000 Dual | 753 | 1158 | NA | NA |
| Radeon HD 8570D + HD 7700 Dual | 1834 | 691 | NA | NA |
| Radeon HD 8570D + HD 8470 Dual | 338 | 1600 | NA | NA |
| Radeon HD 8570D + HD 8570 Dual | 1032 | 950 | NA | NA |
| Radeon HD 8570D + R5 235 Dual | 470 | 1475 | NA | NA |
| Radeon HD 8570D + R7 200 Dual | 999 | 968 | NA | NA |
| Radeon HD 8570D + R7 240 Dual | 963 | 991 | NA | NA |
| Radeon HD 8570M | 421 | 1530 | NA | NA |
| Radeon HD 8600/8700M | 1029 | 951 | NA | NA |
| Radeon HD 8610G | 428 | 1520 | NA | NA |
| Radeon HD 8610G + 8500M Dual | 610 | 1314 | NA | NA |
| Radeon HD 8610G + 8600M Dual | 588 | 1339 | NA | NA |
| Radeon HD 8610G + 8670M Dual | 599 | 1324 | NA | NA |
| Radeon HD 8610G + HD 8500M Dual | 645 | 1264 | NA | NA |
| Radeon HD 8610G + HD 8600M Dual | 480 | 1462 | NA | NA |
| Radeon HD 8610G + HD 8670M Dual | 577 | 1354 | NA | NA |
| Radeon HD 8610G + R5 M200 Dual | 676 | 1232 | NA | NA |
| Radeon HD 8650D | 396 | 1552 | NA | NA |
| Radeon HD 8650G | 555 | 1383 | NA | NA |

| Videocard Name | Passmark G3D Mark (higher is better) | Rank (lower is better) | Videocard Value (higher is better) | Price (USD) |
|--|---|---------------------------|---------------------------------------|----------------|
| Radeon HD 8650G + 7670M Dual | 883 | 1049 | NA | NA |
| Radeon HD 8650G + 7700M Dual | 1126 | 910 | NA | NA |
| Radeon HD 8650G + 8500M Dual | 626 | 1288 | NA | NA |
| Radeon HD 8650G + 8570M Dual | 654 | 1255 | NA | NA |
| Radeon HD 8650G + 8600/8700M Dual | 831 | 1085 | NA | NA |
| Radeon HD 8650G + 8600M Dual | 613 | 1306 | NA | NA |
| Radeon HD 8650G + 8670M Dual | 635 | 1274 | NA | NA |
| Radeon HD 8650G + 8750M Dual | 786 | 1124 | NA | NA |
| Radeon HD 8650G + HD 7600M Dual | 819 | 1097 | NA | NA |
| Radeon HD 8650G + HD 7670M Dual | 634 | 1275 | NA | NA |
| Radeon HD 8650G + HD 8570M Dual | 716 | 1198 | NA | NA |
| Radeon HD 8650G + HD 8600/8700M Dual | 763 | 1146 | NA | NA |
| Radeon HD 8650G + HD 8600M Dual | 606 | 1317 | NA | NA |
| Radeon HD 8650G + HD 8600M N HD 8600M Dual | 757 | 1154 | NA | NA |
| Videocard Name | Passmark G3D Mark (higher is better) | Rank (lower is better) | Videocard Value (higher is better) | Price (USD) |
| Radeon HD 8650G + HD 8670M Dual | 585 | 1346 | NA | NA |
| Radeon HD 8650G + HD 8750M Dual | 778 | 1129 | NA | NA |
| Radeon HD 8650G + HD 8790M Dual | 799 | 1114 | NA | NA |
| Radeon HD 8650G + R5 M200 Dual | 722 | 1189 | NA | NA |
| Radeon HD 8650G + R5 M230 Dual | 686 | 1222 | NA | NA |
| Radeon HD 8650G N HD 8650G + HD 8570M Dual | 773 | 1136 | NA | NA |
| Radeon HD 8650G N HD 8650G + HD 8600/8700M Dual | 796 | 1116 | NA | NA |
| Radeon HD 8650G N HD 8650G + HD 8600M N HD 8600M D | 679 | 1228 | NA | NA |
| Radeon HD 8670D | 542 | 1399 | NA | NA |
| Radeon HD 8670D + 6670 Dual | 1361 | 824 | NA | NA |
| Radeon HD 8670D + 7000 Dual | 811 | 1107 | NA | NA |
| Radeon HD 8670D + 7700 Dual | 1788 | 707 | NA | NA |
| Radeon HD 8670D + 8570 Dual | 974 | 985 | NA | NA |
| Radeon HD 8670D + HD 6670 Dual | 1221 | 868 | NA | NA |
| Radeon HD 8670D + HD 7000 Dual | 718 | 1196 | NA | NA |
| Radeon HD 8670D + HD 7600 Dual | 1317 | 832 | NA | NA |
| Radeon HD 8670D + HD 7700 Dual | 1892 | 673 | NA | NA |

| Videocard Name | Passmark G3D Mark (higher is better) | Rank (lower is better) | Videocard Value (higher is better) | Price (USD) |
|---|--------------------------------------|------------------------|------------------------------------|---------------------------|
| <u>Radeon HD 8670D + R5 330 Dual</u> | 746 | 1166 | NA | NA |
| <u>Radeon HD 8670D + R5 330 Dual</u> | 746 | 1166 | NA | NA |
| <u>Radeon HD 8670D + R7 200 Dual</u> | 949 | 998 | NA | NA |
| <u>Radeon HD 8670D + R7 240 Dual</u> | 1020 | 955 | NA | NA |
| <u>Radeon HD 8670D N HD 8670D + HD 8670D Dual</u> | 488 | 1455 | NA | NA |
| <u>Radeon HD 8670M</u> | 520 | 1421 | NA | NA |
| <u>Radeon HD 8690A</u> | 482 | 1461 | NA | NA |
| <u>Radeon HD 8690M</u> | 984 | 977 | NA | NA |
| <u>Radeon HD 8730M</u> | 702 | 1210 | NA | NA |
| <u>Radeon HD 8750M</u> | 948 | 1000 | NA | NA |
| <u>Radeon HD 8790M</u> | 1305 | 839 | NA | NA |
| <u>Radeon HD 8790M / R9 M290X</u> | 1210 | 872 | NA | NA |
| <u>Radeon HD 8850M</u> | 973 | 986 | NA | NA |
| <u>Radeon HD 8850M / R9 M265X</u> | 1139 | 904 | NA | NA |
| <u>Radeon HD 8870M</u> | 1638 | 743 | NA | NA |
| <u>Radeon HD 8870M / R9 M270X / M370X</u> | 1799 | 701 | NA | NA |
| <u>Radeon HD 8950</u> | 2546 | 532 | NA | NA |
| <u>Radeon HD 8970M</u> | 3876 | 395 | 27.69 | \$139.99* |
| <u>Radeon HD 8990</u> | 5214 | 305 | NA | NA |
| <u>Radeon HD HD7850M</u> | 1651 | 738 | NA | NA |
| <u>Radeon HDG 4670</u> | 170 | 1765 | NA | NA |
| <u>RADEON IGP 34xM</u> | 1 | 2396 | NA | NA |
| <u>RADEON IGP 320</u> | 3 | 2339 | NA | NA |
| <u>Radeon IGP 320M</u> | 3 | 2346 | NA | NA |
| <u>Radeon IGP 340M</u> | 2 | 2384 | NA | NA |
| <u>RADEON IGP 345M</u> | 2 | 2373 | NA | NA |
| <u>RADEON IGP 350M</u> | 6 | 2277 | NA | NA |
| <u>Radeon Infoshock 3000</u> | 106 | 1905 | NA | NA |
| <u>Radeon Instinct MI25 MxGPU</u> | 4799 | 333 | NA | NA |
| <u>Radeon M535DX</u> | 749 | 1163 | NA | NA |
| <u>Radeon Pro</u> | 3329 | 445 | 14.48 | \$229.99* |
| <u>Radeon Pro 450</u> | 2722 | 503 | NA | NA |
| Videocard Name | Passmark G3D Mark (higher is better) | Rank (lower is better) | Videocard Value (higher is better) | Price (USD) |
| <u>Radeon Pro 455</u> | 3112 | 463 | 6.93 | \$449.00* |
| <u>Radeon Pro 460</u> | 3452 | 430 | NA | NA |

| Videocard Name | Passmark G3D Mark (higher is better) | Rank (lower is better) | Videocard Value (higher is better) | Price (USD) |
|--|---|---------------------------|---------------------------------------|-----------------------------|
| Radeon Pro Duo | 8293 | 198 | 6.92 | \$1,199.06* |
| Radeon Pro 555 | 3140 | 461 | 2.99 | \$1,049.00* |
| Radeon Pro 560 | 3475 | 427 | NA | NA |
| Radeon Pro 560X | 3677 | 411 | NA | NA |
| Radeon Pro 570 | 6336 | 258 | NA | NA |
| Radeon Pro 580 | 7753 | 221 | NA | NA |
| Radeon Pro 580X | 7540 | 228 | NA | NA |
| Radeon Pro 5300 | 7493 | 230 | NA | NA |
| Radeon Pro 5300M | 5973 | 269 | NA | NA |
| Radeon Pro 5500 XT | 8326 | 197 | NA | NA |
| Radeon Pro 5500M | 6821 | 247 | NA | NA |
| Radeon Pro 5600M | 9280 | 174 | NA | NA |
| Radeon Pro 5700 | 11844 | 135 | NA | NA |
| Radeon Pro 5700 XT | 12690 | 119 | NA | NA |
| Radeon Pro Duo | 8293 | 198 | 6.92 | \$1,199.06* |
| Radeon PRO Ryzen 5 PRO 6650U | 4066 | 382 | NA | NA |
| Radeon PRO Ryzen 7 PRO 6850U | 5858 | 274 | NA | NA |
| Radeon Pro SSG | 10497 | 148 | 4.36 | \$2,410.15* |
| Radeon Pro V340 MxGPU | 2853 | 485 | NA | NA |
| Radeon Pro V520 MxGPU | 12257 | 131 | NA | NA |
| Radeon Pro Vega 16 | 4682 | 347 | NA | NA |
| Radeon Pro Vega 20 | 5228 | 303 | NA | NA |
| Radeon Pro Vega 48 | 11352 | 142 | NA | NA |
| Radeon Pro Vega 56 | 12607 | 124 | NA | NA |
| Radeon Pro Vega 64 | 12918 | 116 | NA | NA |
| Radeon Pro Vega II | 15667 | 75 | NA | NA |
| Radeon Pro VII | 16853 | 61 | NA | NA |
| Radeon Pro W5500 | 9135 | 178 | 22.28 | \$409.99* |
| Radeon Pro W5500M | 2010 | 641 | NA | NA |
| Radeon Pro W5700 | 15566 | 77 | 23.95 | \$649.99* |
| Radeon PRO W6400 | 7935 | 210 | NA | NA |
| Radeon PRO W6600 | 15996 | 69 | NA | NA |
| Radeon PRO W6600X | 13113 | 111 | NA | NA |
| Radeon PRO W6800 | 19596 | 37 | 10.59 | \$1,849.99* |
| Radeon Pro WX 2100 | 1795 | 704 | NA | NA |

| Videocard Name | Passmark G3D Mark (higher is better) | Rank (lower is better) | Videocard Value (higher is better) | Price (USD) |
|---|---|---------------------------|---------------------------------------|-----------------------------|
| Radeon Pro WX 3100 | 2100 | 552 | NA | NA |
| Radeon Pro WX 3200 | 2472 | 545 | 11.24 | \$219.99 |
| Radeon Pro WX 4100 | 3759 | 405 | 7.52 | \$499.99* |
| Radeon Pro WX 4130 | 1877 | 674 | NA | NA |
| Radeon Pro WX 4150 | 2345 | 564 | 3.84 | \$610.04* |
| Radeon Pro WX 4170 | 1409 | 812 | NA | NA |
| Radeon Pro WX 5100 | 5607 | 281 | 15.58 | \$359.99* |
| Radeon Pro WX 7100 | 7900 | 214 | 7.54 | \$1,047.99* |
| Radeon Pro WX 7130 | 6577 | 252 | NA | NA |
| Radeon Pro WX 8200 | 13925 | 95 | 8.71 | \$1,599.39* |
| Radeon Pro WX 9100 | 13554 | 103 | NA | NA |
| Radeon Pro WX Vega M GL | 4897 | 330 | NA | NA |
| Videocard Name | Passmark G3D Mark (higher is better) | Rank (lower is better) | Videocard Value (higher is better) | Price (USD) |
| Radeon R1E | 301 | 1630 | NA | NA |
| Radeon R2 | 238 | 1693 | NA | NA |
| Radeon R2E | 212 | 1718 | NA | NA |
| Radeon R3 | 298 | 1632 | NA | NA |
| Radeon R3E | 205 | 1729 | NA | NA |
| Radeon R4 | 329 | 1609 | 0.83 | \$396.99* |
| Radeon R4E | 487 | 1458 | NA | NA |
| Radeon R5 220 | 133 | 1830 | 1.56 | \$85.26* |
| Radeon R5 230 | 221 | 1706 | 2.74 | \$81.10* |
| Radeon R5 235 | 341 | 1592 | 5.68 | \$60.13* |
| Radeon R5 235 + HD 7560D Dual | 743 | 1168 | NA | NA |
| Radeon R5 235 + HD 8570D Dual | 737 | 1176 | NA | NA |
| Radeon R5 235X | 277 | 1657 | NA | NA |
| Radeon R5 240 | 525 | 1415 | 6.18 | \$85.00* |
| Radeon R5 310 | 331 | 1604 | 0.66 | \$499.00* |
| Radeon R5 330 | 512 | 1429 | 1.51 | \$339.99* |
| Radeon R5 340 | 984 | 978 | NA | NA |
| Radeon R5 420 | 574 | 1361 | 14.39 | \$39.95* |
| Radeon R5 430 | 952 | 997 | 16.14 | \$59.00* |
| Radeon R5 435 | 840 | 1074 | NA | NA |
| Radeon R5 A6-7480 | 692 | 1218 | NA | NA |
| Radeon R5 A6-8500P | 586 | 1344 | NA | NA |

| Videocard Name | Passmark G3D Mark <small>(higher is better)</small> | Rank <small>(lower is better)</small> | Videocard Value <small>(higher is better)</small> | Price <small>(USD)</small> |
|--|--|--|--|-------------------------------|
| Radeon R5 A6-9500 RADEON R5, 8 COMPUTE CORES 2C+4G | 888 | 1010 | NA | NA |
| Radeon R5 A6-9500 2C+6G | 853 | 1065 | NA | NA |
| Radeon R5 A6-9500 RADEON R5, 8 COMPUTE CORES 2C+6G | 901 | 1035 | NA | NA |
| Radeon R5 A6-9500E 2C+4G | 1014 | 959 | NA | NA |
| Radeon R5 A6-9500E RADEON R5, 6 COMPUTE CORES 2C+4 | 664 | 1244 | NA | NA |
| Radeon R5 A10-9600P 4C+6G | 619 | 1296 | NA | NA |
| Radeon R5 A10-9600P RADEON R5, 10 COMPUTE CORES 4C | 702 | 1211 | NA | NA |
| Radeon R5 A10-9620P 4C+6G | 731 | 1180 | NA | NA |
| Radeon R5 A10-9620P RADEON R5, 10 COMPUTE CORES 4C | 699 | 1213 | NA | NA |
| Radeon R5 A10-9630P 4C+6G | 977 | 982 | NA | NA |
| Radeon R5 A10-9630P RADEON R5, 10 COMPUTE CORES 4C | 825 | 1091 | NA | NA |
| Radeon R5 A240 | 576 | 1358 | NA | NA |
| Radeon R5 M230 | 413 | 1535 | NA | NA |
| Radeon R5 M240 | 424 | 1523 | NA | NA |
| Radeon R5 M255 | 522 | 1419 | NA | NA |
| Radeon R5 M315 | 469 | 1477 | NA | NA |
| Radeon R5 M320 | 420 | 1531 | NA | NA |
| Radeon R5 M330 | 595 | 1330 | NA | NA |
| Radeon R5 M335 | 548 | 1387 | NA | NA |
| Radeon R5 M420 | 470 | 1476 | NA | NA |
| Radeon R5 M430 | 648 | 1261 | NA | NA |
| Radeon R5 M435 | 801 | 1112 | NA | NA |
| Radeon R5 Opteron X3216 | 394 | 1553 | NA | NA |
| Radeon R5 PRO A6-8500B 2C+4G | 508 | 1435 | NA | NA |
| Radeon R5 PRO A6-8530B 2C+4G | 689 | 1220 | NA | NA |
| Radeon R5 PRO A6-8570 2C+6G | 847 | 1070 | NA | NA |
| Radeon R5 PRO A6-8570 R5, 8 COMPUTE CORES 2C+6G | 984 | 976 | NA | NA |
| Videocard Name | Passmark G3D Mark <small>(higher is better)</small> | Rank <small>(lower is better)</small> | Videocard Value <small>(higher is better)</small> | Price <small>(USD)</small> |
| Radeon R5 PRO A6-8570E 2C+4G | 637 | 1270 | NA | NA |
| Radeon R5 PRO A6-8570E R5, 6 COMPUTE CORES 2C+4G | 862 | 1059 | NA | NA |
| Radeon R5 PRO A6-9500 2C+6G | 1096 | 923 | NA | NA |

| Videocard Name | Passmark G3D Mark (higher is better) | Rank (lower is better) | Videocard Value (higher is better) | Price (USD) |
|--|---|---------------------------|---------------------------------------|---------------------------|
| Radeon R5 PRO A6-9500B R5, 6 COMPUTE CORES 2C+4G | 693 | 1217 | NA | NA |
| Radeon R5 PRO A6-9500B R5, 6 COMPUTE CORES 2C+4G | 408 | 1537 | NA | NA |
| Radeon R5 PRO A6-9500E 2C+4G | 770 | 1140 | NA | NA |
| Radeon R5 PRO A8-9600B 4C+6G | 658 | 1250 | NA | NA |
| Radeon R5 PRO A8-9600B R5, 10 COMPUTE CORES 4C+6G | 562 | 1376 | NA | NA |
| Radeon R5 PRO A10-8730B 4C+6G | 695 | 1216 | NA | NA |
| Radeon R5 PRO A10-8730B R5, 10 COMPUTE CORES 4C+6G | 642 | 1268 | NA | NA |
| Radeon R5E | 296 | 1634 | NA | NA |
| Radeon R6 | 618 | 1297 | NA | NA |
| Radeon R6 + R7 M265DX Dual | 570 | 1367 | NA | NA |
| Radeon R6 A8-8600P | 474 | 1469 | NA | NA |
| Radeon R6 A10-8700P | 533 | 1406 | NA | NA |
| Radeon R6 A10-9600P 4C+6G | 970 | 987 | NA | NA |
| Radeon R6 M255DX | 605 | 1318 | NA | NA |
| Radeon R6 Opteron X3418 | 955 | 995 | NA | NA |
| Radeon R6 PRO A8-8600B 4C+6G | 531 | 1409 | NA | NA |
| Radeon R6 PRO A8-8600B R6, 10 Compute Cores 4C+6G | 604 | 1321 | NA | NA |
| Radeon R6 PRO A10-8700B 4C+6G | 538 | 1403 | NA | NA |
| Radeon R6 PRO A10-8700B R6, 10 Compute Cores 4C+6G | 520 | 1422 | NA | NA |
| Radeon R7 240 | 882 | 1050 | 8.02 | \$109.99* |
| Radeon R7 240 + HD 8570D Dual | 917 | 1022 | NA | NA |
| Radeon R7 240 + HD 8670D Dual | 930 | 1016 | NA | NA |
| Radeon R7 250 | 1090 | 926 | 5.74 | \$189.97* |
| Radeon R7 250X | 2268 | 588 | 11.70 | \$194.00* |
| Radeon R7 260 | 2891 | 481 | 32.13 | \$89.99* |
| Radeon R7 260X | 3144 | 460 | 22.46 | \$139.99* |
| Radeon R7 340 | 1045 | 945 | NA | NA |
| Radeon R7 360 | 3065 | 469 | 21.00 | \$145.99* |
| Radeon R7 370 | 4504 | 355 | NA | NA |
| Radeon R7 430 | 1096 | 922 | 5.48 | \$199.99* |
| Radeon R7 450 | 1949 | 659 | 6.52 | \$299.00* |
| Radeon R7 7850A10-7850K | 551 | 1385 | NA | NA |

| Videocard Name | Passmark G3D Mark (higher is better) | Rank (lower is better) | Videocard Value (higher is better) | Price (USD) |
|---|---|---------------------------|---------------------------------------|---------------------------|
| Radeon R7 + HD 7700 Dual | 1962 | 656 | NA | NA |
| Radeon R7 + R5 330 Dual | 1028 | 953 | NA | NA |
| Radeon R7 + R5 340 Dual | 1234 | 860 | NA | NA |
| Radeon R7 + R5 435 Dual A10-9700 RADEON | 885 | 1046 | NA | NA |
| Radeon R7 + R5 Dual | 897 | 1039 | NA | NA |
| Radeon R7 + R7 200 Dual | 1128 | 909 | NA | NA |
| Radeon R7 + R7 240 Dual | 1045 | 946 | NA | NA |
| Radeon R7 + R7 250 Dual | 1232 | 861 | NA | NA |
| Radeon R7 + R7 350 Dual | 1982 | 649 | NA | NA |
| Radeon R7 A8 PRO-7600B | 669 | 1237 | NA | NA |
| Radeon R7 A8-7500 | 907 | 1032 | NA | NA |
| Radeon R7 A8-7500 4C+6G | 853 | 1066 | NA | NA |
| Videocard Name | Passmark G3D Mark (higher is better) | Rank (lower is better) | Videocard Value (higher is better) | Price (USD) |
| Radeon R7 A8-7600 | 774 | 1134 | NA | NA |
| Radeon R7 A8-7650K | 737 | 1177 | NA | NA |
| Radeon R7 A8-7670K | 848 | 1069 | NA | NA |
| Radeon R7 A8-7680 | 821 | 1095 | NA | NA |
| Radeon R7 A8-8650 | 912 | 1027 | NA | NA |
| Radeon R7 A8-9600 RADEON | 832 | 1084 | NA | NA |
| Radeon R7 A10 Extreme Edition | 816 | 1101 | NA | NA |
| Radeon R7 A10 PRO-7800B | 813 | 1106 | NA | NA |
| Radeon R7 A10 PRO-7850B | 914 | 1024 | NA | NA |
| Radeon R7 A10-7700K | 799 | 1113 | NA | NA |
| Radeon R7 A10-7800 | 708 | 1201 | NA | NA |
| Radeon R7 A10-7850K | 979 | 980 | NA | NA |
| Radeon R7 A10-7860K | 906 | 1033 | NA | NA |
| Radeon R7 A10-7870K | 1179 | 888 | NA | NA |
| Radeon R7 A10-7890K | 777 | 1130 | NA | NA |
| Radeon R7 A10-8750 | 878 | 1052 | NA | NA |
| Radeon R7 A10-8850 | 773 | 1138 | NA | NA |
| Radeon R7 A10-9700 RADEON | 916 | 1023 | NA | NA |
| Radeon R7 A10-9700E RADEON | 1137 | 906 | NA | NA |
| Radeon R7 A12-9700P RADEON | 728 | 1182 | 1.67 | \$435.92* |
| Radeon R7 A12-9720P RADEON | 750 | 1160 | 2.05 | \$365.48* |

| Videocard Name | Passmark G3D Mark (higher is better) | Rank (lower is better) | Videocard Value (higher is better) | Price (USD) |
|---|--------------------------------------|------------------------|------------------------------------|---------------------------|
| Radeon R7 A12-9800 RADEON | 1118 | 914 | NA | NA |
| Radeon R7 A12-9800E RADEON | 940 | 1008 | 6.76 | \$139.19* |
| Radeon R7 A265 | 993 | 973 | NA | NA |
| Radeon R7 A360 | 657 | 1251 | NA | NA |
| Radeon R7 A365 | 781 | 1127 | NA | NA |
| Radeon R7 A370 | 1281 | 845 | NA | NA |
| Radeon R7 FX-8800P | 816 | 1100 | NA | NA |
| Radeon R7 FX-9800P RADEON | 740 | 1172 | 1.40 | \$530.00* |
| Radeon R7 FX-9830P RADEON | 1523 | 778 | NA | NA |
| Radeon R7 G | 869 | 1056 | NA | NA |
| Radeon R7 M260 | 477 | 1466 | 0.60 | \$799.00* |
| Radeon R7 M260DX | 816 | 1099 | NA | NA |
| Radeon R7 M260X | 1006 | 964 | NA | NA |
| Radeon R7 M265 | 537 | 1404 | NA | NA |
| Radeon R7 M265DX | 498 | 1446 | NA | NA |
| Radeon R7 M270 | 750 | 1161 | NA | NA |
| Radeon R7 M340 | 660 | 1248 | NA | NA |
| Radeon R7 M350 | 1029 | 952 | NA | NA |
| Radeon R7 M360 | 558 | 1380 | NA | NA |
| Radeon R7 M365X | 768 | 1143 | NA | NA |
| Radeon R7 M370 | 1417 | 809 | NA | NA |
| Radeon R7 M380 | 1668 | 732 | NA | NA |
| Radeon R7 M440 | 883 | 1048 | NA | NA |
| Radeon R7 M445 | 952 | 996 | 1.28 | \$744.00* |
| Radeon R7 M460 | 1099 | 921 | NA | NA |
| Radeon R7 M465 | 1080 | 932 | NA | NA |
| Radeon R7 M465X | 1623 | 749 | NA | NA |
| Videocard Name | Passmark G3D Mark (higher is better) | Rank (lower is better) | Videocard Value (higher is better) | Price (USD) |
| Radeon R7 Opteron X3421 | 1168 | 889 | NA | NA |
| Radeon R7 PRO A6-9500 2C+6G | 781 | 1126 | NA | NA |
| Radeon R7 PRO A8-8650B | 735 | 1178 | NA | NA |
| Radeon R7 PRO A8-8670E | 1309 | 835 | NA | NA |
| Radeon R7 PRO A8-9600 | 962 | 993 | NA | NA |
| Radeon R7 PRO A10-8750B | 726 | 1186 | NA | NA |

| Videocard Name | Passmark G3D Mark (higher is better) | Rank (lower is better) | Videocard Value (higher is better) | Price (USD) |
|---|---|---------------------------|---------------------------------------|---------------------------|
| Radeon R7 PRO A10-8770 | 810 | 1108 | NA | NA |
| Radeon R7 PRO A10-8770E | 810 | 1108 | NA | NA |
| Radeon R7 PRO A10-8850B | 945 | 1005 | NA | NA |
| Radeon R7 PRO A10-9700 | 810 | 1109 | NA | NA |
| Radeon R7 PRO A10-9700B | 706 | 1206 | NA | NA |
| Radeon R7 PRO A10-9700E | 978 | 981 | 1.85 | \$529.00* |
| Radeon R7 PRO A12-8800B | 597 | 1326 | NA | NA |
| Radeon R7 PRO A12-8830B | 595 | 1334 | NA | NA |
| Radeon R7 PRO A12-8870 | 919 | 1020 | NA | NA |
| Radeon R7 PRO A12-8870E | 966 | 988 | NA | NA |
| Radeon R7 PRO A12-9800 | 933 | 1014 | NA | NA |
| Radeon R7 PRO A12-9800B | 707 | 1203 | NA | NA |
| Radeon R7 PRO A12-9800E | 936 | 1011 | NA | NA |
| Radeon R7E | 564 | 1373 | NA | NA |
| Radeon R8 M365DX | 599 | 1325 | NA | NA |
| Radeon R8 M445DX | 795 | 1118 | NA | NA |
| Radeon R8 M535DX | 670 | 1236 | NA | NA |
| Radeon R9 255 | 1456 | 798 | 4.23 | \$344.16* |
| Radeon R9 260 | 3181 | 455 | NA | NA |
| Radeon R9 270 | 4306 | 370 | NA | NA |
| Radeon R9 270 / R7 370 | 4259 | 372 | 19.98 | \$213.16* |
| Radeon R9 270X | 4917 | 328 | 15.06 | \$326.50* |
| Radeon R9 280 | 5600 | 283 | NA | NA |
| Radeon R9 280X | 6257 | 262 | NA | NA |
| Radeon R9 285 / 380 | 5549 | 287 | 11.44 | \$485.00* |
| Radeon R9 290 | 8401 | 195 | NA | NA |
| Radeon R9 290 / 390 | 8150 | 203 | 21.45 | \$380.00* |
| Radeon R9 290X | 8734 | 188 | NA | NA |
| Radeon R9 290X / 390X | 8389 | 196 | 26.22 | \$319.99* |
| Radeon R9 295X2 | 8637 | 191 | 17.31 | \$499.10* |
| Radeon R9 350 | 2025 | 638 | 6.77 | \$299.00* |
| Radeon R9 360 | 3031 | 472 | 22.64 | \$133.89* |
| Radeon R9 370 | 4722 | 345 | 29.51 | \$159.99* |
| Radeon R9 380 | 6243 | 263 | 69.37 | \$89.99* |
| Radeon R9 380X | 6261 | 261 | 17.89 | \$349.99* |

| Videocard Name | Passmark G3D Mark (higher is better) | Rank (lower is better) | Videocard Value (higher is better) | Price (USD) |
|--|---|---------------------------|---------------------------------------|-----------------------------|
| <u>Radeon R9 290</u> | 9371 | 181 | NA | NA |
| <u>Radeon R9 390X</u> | 9462 | 169 | NA | NA |
| <u>Radeon R9 Fury</u> | 9602 | 165 | 21.67 | \$443.10* |
| <u>Radeon R9 Fury + Fury X</u> | 9741 | 163 | 21.65 | \$449.99* |
| <u>Radeon R9 Fury X</u> | 10057 | 159 | NA | NA |
| <u>Radeon R9 M265X</u> | 1054 | 940 | NA | NA |
| <u>Radeon R9 M270X</u> | 1204 | 879 | NA | NA |
| <u>Radeon R9 M275</u> | 1114 | 916 | 1.59 | \$699.99* |
| Videocard Name | Passmark G3D Mark (higher is better) | Rank (lower is better) | Videocard Value (higher is better) | Price (USD) |
| <u>Radeon R9 M275X</u> | 1628 | 746 | NA | NA |
| <u>Radeon R9 M275X / M375</u> | 1574 | 763 | NA | NA |
| <u>Radeon R9 M280X</u> | 813 | 1105 | NA | NA |
| <u>Radeon R9 M290X</u> | 3217 | 454 | NA | NA |
| <u>Radeon R9 M295X</u> | 5150 | 311 | 3.55 | \$1,449.00* |
| <u>Radeon R9 M360</u> | 1808 | 699 | NA | NA |
| <u>Radeon R9 M365X</u> | 1481 | 791 | NA | NA |
| <u>Radeon R9 M370X</u> | 1489 | 788 | 1.68 | \$889.00* |
| <u>Radeon R9 M375</u> | 940 | 1009 | NA | NA |
| <u>Radeon R9 M375X</u> | 1828 | 692 | NA | NA |
| <u>Radeon R9 M380</u> | 2770 | 495 | NA | NA |
| <u>Radeon R9 M385</u> | 1853 | 685 | NA | NA |
| <u>Radeon R9 M385X</u> | 1993 | 646 | NA | NA |
| <u>Radeon R9 M390X</u> | 3346 | 443 | NA | NA |
| <u>Radeon R9 M395</u> | 5020 | 323 | NA | NA |
| <u>Radeon R9 M395X</u> | 4775 | 336 | NA | NA |
| <u>Radeon R9 M470</u> | 2330 | 570 | NA | NA |
| <u>Radeon R9 M470X</u> | 3400 | 436 | NA | NA |
| <u>Radeon R9 M485X</u> | 3660 | 412 | NA | NA |
| <u>Radeon RX590 GME</u> | 8430 | 194 | NA | NA |
| <u>Radeon RX 460</u> | 4119 | 380 | 24.70 | \$166.81* |
| <u>Radeon RX 470/570</u> | 8075 | 205 | 20.76 | \$388.99* |
| <u>Radeon RX 480</u> | 8694 | 189 | 25.57 | \$339.99* |
| <u>Radeon RX 540</u> | 1896 | 672 | NA | NA |
| <u>Radeon RX 550</u> | 2688 | 513 | 14.19 | \$189.46 |
| <u>Radeon RX 550X</u> | 2296 | 577 | NA | NA |

| Videocard Name | Passmark G3D Mark (higher is better) | Rank (lower is better) | Videocard Value (higher is better) | Price (USD) |
|--|---|---------------------------|---------------------------------------|---------------------------|
| Radeon RX 500 | 3000 | 110 | 10.00 | \$210.00 |
| Radeon RX 560X | 3181 | 456 | NA | NA |
| Radeon RX 570X | 1923 | 665 | 9.99 | \$192.56* |
| Radeon RX 580 | 8916 | 184 | 49.54 | \$179.99* |
| Radeon RX 580 2048SP | 7767 | 219 | NA | NA |
| Radeon RX 580X | 7798 | 217 | NA | NA |
| Radeon RX 590 | 9558 | 166 | 17.38 | \$549.99* |
| Radeon RX 640 | 1861 | 682 | NA | NA |
| Radeon RX 5300 | 7662 | 224 | NA | NA |
| Radeon RX 5300M | 4197 | 376 | NA | NA |
| Radeon RX 5500 | 8811 | 186 | NA | NA |
| Radeon RX 5500 XT | 9202 | 175 | 49.75 | \$184.99* |
| Radeon RX 5500M | 5216 | 304 | NA | NA |
| Radeon RX 5600 | 11374 | 140 | NA | NA |
| Radeon RX 5600 XT | 13829 | 97 | 25.38 | \$545.00* |
| Radeon RX 5600M | 7855 | 215 | NA | NA |
| Radeon RX 5700 | 14725 | 87 | 47.50 | \$309.99* |
| Radeon RX 5700 XT | 16944 | 60 | 36.84 | \$459.99* |
| Radeon RX 5700 XT 50th Anniversary | 16613 | 64 | NA | NA |
| Radeon RX 6400 | 7488 | 231 | 36.18 | \$207.00* |
| Radeon RX 6500 XT | 9490 | 168 | 59.32 | \$159.99 |
| Radeon RX 6500M | 8022 | 208 | NA | NA |
| Radeon RX 6600 | 15179 | 83 | 46.14 | \$329.00* |
| Videocard Name | Passmark G3D Mark (higher is better) | Rank (lower is better) | Videocard Value (higher is better) | Price (USD) |
| Radeon RX 6600 XT | 16484 | 66 | 64.65 | \$254.99 |
| Radeon RX 6600M | 13632 | 102 | 68.17 | \$199.99 |
| Radeon RX 6650 XT | 17768 | 56 | 72.53 | \$244.99 |
| Radeon RX 6650M | 12617 | 122 | NA | NA |
| Radeon RX 6700 | 19131 | 43 | NA | NA |
| Radeon RX 6700 XT | 19916 | 33 | 58.58 | \$339.99 |
| Radeon RX 6700M | 13389 | 107 | 47.82 | \$279.99 |
| Radeon RX 6700S | 14594 | 90 | NA | NA |
| Radeon RX 6750 XT | 21462 | 25 | 65.04 | \$329.99 |
| Radeon RX 6800 | 22550 | 20 | 52.81 | \$426.99 |
| Radeon RX 6800 XT | 25126 | 16 | 52.35 | \$479.95 |

| Videocard Name | Passmark G3D Mark (higher is | Rank (lower is | Videocard Value (higher is | Price (USD) |
|--|------------------------------|----------------|----------------------------|-----------------------------|
| Radeon RX 6800S | 15240 | 82 | NA | NA |
| Radeon RX 6800S | 15240 | 82 | NA | NA |
| Radeon RX 6850M | 12274 | 130 | NA | NA |
| Radeon RX 6850M XT | 19002 | 45 | NA | NA |
| Radeon RX 6900 XT | 27017 | 10 | 14.22 | \$1,899.99 |
| Radeon RX 6950 XT | 29108 | 8 | 46.20 | \$629.99* |
| Radeon RX 7900 XT | 29305 | 7 | 37.63 | \$778.83 |
| Radeon RX 7900 XTX | 31836 | 4 | 32.49 | \$979.99 |
| Radeon RX Vega11 | 1605 | 754 | NA | NA |
| Radeon RX Vega11 Ryzen 7 Microsoft Surface Edition | 1201 | 881 | NA | NA |
| Radeon RX Vega 8 | 1474 | 793 | NA | NA |
| Radeon RX Vega 10 | 1652 | 737 | NA | NA |
| Radeon RX Vega 10 Ryzen 7 3700U | 1461 | 797 | NA | NA |
| Radeon RX Vega 10 Ryzen 7 3750H | 1664 | 733 | NA | NA |
| Radeon RX Vega 10 Ryzen 7 PRO 3700U w/ | 1271 | 848 | NA | NA |
| Radeon RX Vega 11 | 2126 | 616 | 2.12 | \$1,002.00* |
| Radeon RX Vega 11 PRD | 2401 | 557 | NA | NA |
| Radeon RX Vega 11 Processor | 1799 | 702 | NA | NA |
| Radeon RX Vega 11 Ryzen 5 3350G | 2036 | 633 | NA | NA |
| Radeon RX Vega 11 Ryzen 5 3400G | 2063 | 627 | NA | NA |
| Radeon RX Vega 56 | 13538 | 104 | 17.98 | \$752.99* |
| Radeon RX Vega 64 | 14617 | 89 | 19.49 | \$749.99* |
| Radeon RX Vega M GH | 6563 | 253 | NA | NA |
| Radeon RX Vega M GL | 3562 | 422 | NA | NA |
| Radeon Ryzen 3 3250U | 815 | 1102 | NA | NA |
| Radeon Ryzen 3 5300U | 1463 | 796 | NA | NA |
| Radeon Ryzen 3 5425U | 1532 | 776 | NA | NA |
| Radeon Ryzen 3 7330U | 1147 | 901 | NA | NA |
| Radeon Ryzen 3 PRO 4355GE | 1385 | 818 | NA | NA |
| Radeon Ryzen 3 PRO 5450U | 1731 | 718 | NA | NA |
| Radeon Ryzen 3 PRO 7330U | 2149 | 611 | NA | NA |
| Radeon Ryzen 5 3450U | 945 | 1004 | NA | NA |
| Radeon Ryzen 5 4400G | 2296 | 578 | NA | NA |
| Radeon Ryzen 5 4600GE with Radeon Graphics | 1792 | 706 | NA | NA |

| Videocard Name | Passmark G3D Mark (higher is better) | Rank (lower is better) | Videocard Value (higher is better) | Price (USD) |
|--|---|---------------------------|---------------------------------------|----------------|
| Radeon Ryzen 5 5600U | 2119 | 618 | NA | NA |
| Radeon Ryzen 5 5560U | 1981 | 651 | NA | NA |
| Radeon Ryzen 5 5600GE | 2147 | 612 | NA | NA |
| Radeon Ryzen 5 5600H | 2447 | 550 | NA | NA |
| Videocard Name | Passmark G3D Mark (higher is better) | Rank (lower is better) | Videocard Value (higher is better) | Price (USD) |
| Radeon Ryzen 5 5600U | 2062 | 629 | NA | NA |
| Radeon Ryzen 5 5625U | 2127 | 615 | NA | NA |
| Radeon Ryzen 5 6600H | 4412 | 362 | NA | NA |
| Radeon Ryzen 5 6600HS Creator Edition | 3838 | 401 | NA | NA |
| Radeon Ryzen 5 6600U | 3470 | 428 | NA | NA |
| Radeon Ryzen 5 7530U | 2241 | 594 | NA | NA |
| Radeon Ryzen 5 7535HS | 4343 | 366 | NA | NA |
| Radeon Ryzen 5 7600 6-Core | 2389 | 559 | NA | NA |
| Radeon Ryzen 5 7600X 6-Core | 1703 | 728 | NA | NA |
| Radeon Ryzen 5 Microsoft Surface Edition | 2094 | 622 | NA | NA |
| Radeon Ryzen 5 PRO 4655G | 1489 | 787 | NA | NA |
| Radeon Ryzen 5 PRO 5650G | 2158 | 609 | NA | NA |
| Radeon Ryzen 5 PRO 5650GE | 2290 | 579 | NA | NA |
| Radeon Ryzen 5 PRO 5675U | 1861 | 684 | NA | NA |
| Radeon Ryzen 5 PRO 6650U | 3595 | 419 | NA | NA |
| Radeon Ryzen 5 PRO 7645 6-Core | 1749 | 715 | NA | NA |
| Radeon Ryzen 7 3700U | 1400 | 814 | NA | NA |
| Radeon Ryzen 7 4700G | 2596 | 528 | NA | NA |
| Radeon Ryzen 7 4700GE | 2695 | 509 | NA | NA |
| Radeon Ryzen 7 4700U | 2054 | 631 | NA | NA |
| Radeon Ryzen 7 4800H | 4157 | 377 | NA | NA |
| Radeon Ryzen 7 4800HS | 6344 | 257 | NA | NA |
| Radeon Ryzen 7 4800U | 2282 | 582 | NA | NA |
| Radeon Ryzen 7 5700U | 2220 | 598 | NA | NA |
| Radeon Ryzen 7 5800H | 2657 | 518 | NA | NA |
| Radeon Ryzen 7 5800HS | 3100 | 465 | NA | NA |
| Radeon Ryzen 7 5800U | 2362 | 561 | NA | NA |
| Radeon Ryzen 7 5825U | 2335 | 567 | NA | NA |
| Radeon Ryzen 7 6800H | 5756 | 278 | NA | NA |
| Radeon Ryzen 7 6800HS | 8200 | 200 | NA | NA |

| Videocard Name | Passmark G3D Mark (higher is better) | Rank (lower is better) | Videocard Value (higher is better) | Price (USD) |
|--|---|---------------------------|---------------------------------------|----------------|
| Radeon Ryzen 7 6800H Greater Edition | 5100 | 330 | NA | NA |
| Radeon Ryzen 7 6800U | 4761 | 340 | NA | NA |
| Radeon Ryzen 7 7700 8-Core | 1685 | 731 | NA | NA |
| Radeon Ryzen 7 7700X 8-Core | 2660 | 516 | NA | NA |
| Radeon Ryzen 7 7730U | 2390 | 558 | NA | NA |
| Radeon Ryzen 7 7735HS | 5285 | 299 | NA | NA |
| Radeon Ryzen 7 7735U | 5117 | 314 | NA | NA |
| Radeon Ryzen 7 7800X3D 8-Core | 1656 | 735 | NA | NA |
| Radeon Ryzen 7 Microsoft Surface Edition | 2273 | 585 | NA | NA |
| Radeon Ryzen 7 PRO 4750G | 2600 | 526 | NA | NA |
| Radeon Ryzen 7 PRO 4750GE | 2205 | 602 | NA | NA |
| Radeon Ryzen 7 PRO 4750U | 2032 | 635 | NA | NA |
| Radeon Ryzen 7 PRO 5875U | 1969 | 654 | NA | NA |
| Radeon Ryzen 7 PRO 6850H | 5604 | 282 | NA | NA |
| Radeon Ryzen 7 PRO 6850HS | 5165 | 309 | NA | NA |
| Radeon Ryzen 7 PRO 6850U | 5108 | 315 | NA | NA |
| Radeon Ryzen 7 PRO 6860Z | 4853 | 331 | NA | NA |
| Radeon Ryzen 7 PRO 7730U | 2781 | 494 | NA | NA |
| Radeon Ryzen 7 PRO 7745 8-Core | 1657 | 734 | NA | NA |
| Videocard Name | Passmark G3D Mark (higher is better) | Rank (lower is better) | Videocard Value (higher is better) | Price (USD) |
| Radeon Ryzen 9 4900H | 2575 | 530 | NA | NA |
| Radeon Ryzen 9 4900HS | 7686 | 223 | NA | NA |
| Radeon Ryzen 9 6900HS | 7577 | 226 | NA | NA |
| Radeon Ryzen 9 6900HX | 5190 | 307 | NA | NA |
| Radeon Ryzen 9 7900 12-Core | 4989 | 325 | NA | NA |
| Radeon Ryzen 9 7900X 12-Core | 3845 | 398 | NA | NA |
| Radeon Ryzen 9 7950X3D 16-Core | 1511 | 780 | NA | NA |
| Radeon Ryzen 9 7950X 16-Core | 7082 | 236 | NA | NA |
| Radeon Ryzen 9 PRO 6950HS | 3901 | 392 | NA | NA |
| Radeon Ryzen 9 PRO 7945 12-Core | 1645 | 741 | NA | NA |
| Radeon Ryzen Embedded V2516 | 1163 | 891 | NA | NA |
| Radeon Ryzen Embedded V2718 | 1981 | 650 | NA | NA |
| Radeon Ryzen Embedded V2748 | 1842 | 687 | NA | NA |
| Radeon Sky 500 | 4736 | 342 | NA | NA |
| Radeon TM R9 A360 | 2105 | 620 | NA | NA |

| Videocard Name | Passmark G3D Mark (higher is better) | Rank (lower is better) | Videocard Value (higher is better) | Price (USD) |
|--|--------------------------------------|------------------------|------------------------------------|-----------------------------|
| <u>Radeon Vega</u> | 506 | 1440 | NA | NA |
| <u>Radeon Vega 2</u> | 506 | 1440 | NA | NA |
| <u>Radeon Vega 3</u> | 886 | 1045 | 0.33 | \$2,677.99* |
| <u>Radeon Vega 3 3020e</u> | 670 | 1235 | NA | NA |
| <u>Radeon Vega 3 Athlon 300U</u> | 815 | 1103 | NA | NA |
| <u>Radeon Vega 3 Athlon 320GE</u> | 613 | 1305 | NA | NA |
| <u>Radeon Vega 3 Athlon 3000G</u> | 1041 | 947 | NA | NA |
| <u>Radeon Vega 3 Athlon Gold 3150U</u> | 610 | 1310 | NA | NA |
| <u>Radeon Vega 3 Athlon Silver 3050e</u> | 517 | 1426 | NA | NA |
| <u>Radeon Vega 3 Athlon Silver 3050U</u> | 831 | 1086 | NA | NA |
| <u>Radeon Vega 3 Mobile</u> | 1009 | 962 | NA | NA |
| <u>Radeon Vega 3 Ryzen 3 3200U</u> | 842 | 1073 | NA | NA |
| <u>Radeon Vega 3 Ryzen 3 3250U</u> | 849 | 1068 | NA | NA |
| <u>Radeon Vega 3 Ryzen Embedded R1305G</u> | 358 | 1582 | NA | NA |
| <u>Radeon Vega 3 Ryzen Embedded R1505G</u> | 759 | 1151 | NA | NA |
| <u>Radeon Vega 6</u> | 1306 | 837 | 0.73 | \$1,799.99* |
| <u>Radeon Vega 6 Ryzen 3 3300U</u> | 1216 | 871 | NA | NA |
| <u>Radeon Vega 6 Ryzen 3 3350U</u> | 1490 | 786 | NA | NA |
| <u>Radeon Vega 6 Ryzen 3 PRO 3300U w/</u> | 1232 | 862 | NA | NA |
| <u>Radeon Vega 8</u> | 1584 | 758 | 12.49 | \$126.86* |
| <u>Radeon Vega 8 Mobile</u> | 1433 | 804 | NA | NA |
| <u>Radeon Vega 8 Ryzen 3 3200G</u> | 2075 | 624 | NA | NA |
| <u>Radeon Vega 8 Ryzen 3 PRO 3200G</u> | 1715 | 724 | NA | NA |
| <u>Radeon Vega 8 Ryzen 5 3450U</u> | 1282 | 844 | NA | NA |
| <u>Radeon Vega 8 Ryzen 5 3500U</u> | 1388 | 816 | NA | NA |
| <u>Radeon Vega 8 Ryzen 5 3550H</u> | 1776 | 708 | NA | NA |
| <u>Radeon Vega 8 Ryzen 5 PRO 3500U w/</u> | 1416 | 811 | NA | NA |
| <u>Radeon Vega 9</u> | 1581 | 759 | NA | NA |
| <u>Radeon Vega 9 Ryzen 5 3550H</u> | 1287 | 843 | NA | NA |
| <u>Radeon Vega 9 Ryzen 5 Microsoft Surface Edition</u> | 1402 | 813 | NA | NA |
| <u>Radeon Vega 10</u> | 1562 | 764 | NA | NA |
| <u>Radeon Vega 10 Mobile</u> | 1472 | 794 | NA | NA |
| <u>Radeon Vega 10 Ryzen 7 PRO 3700U w/</u> | 1647 | 740 | NA | NA |
| <u>Radeon Vega 11</u> | 1820 | 696 | NA | NA |

| Videocard Name | Passmark G3D Mark (higher is better) | Rank (lower is better) | Videocard Value (higher is better) | Price (USD) |
|----------------|---|---------------------------|---------------------------------------|----------------|
|----------------|---|---------------------------|---------------------------------------|----------------|

| Videocard Name | Mark (higher is better) | Rank (lower is better) | Videocard Value (higher is better) | Price (USD) |
|--|----------------------------|---------------------------|---------------------------------------|-----------------------------|
| Radeon Vega 11 Ryzen 5 PRO 3400G | 1913 | 668 | NA | NA |
| Radeon Vega 11 Ryzen 5 PRO 3400GE w/ | 1720 | 722 | NA | NA |
| Radeon Vega Frontier Edition | 13463 | 106 | 8.01 | \$1,679.99* |
| Radeon VII | 16792 | 62 | 8.84 | \$1,899.95* |
| RADEON X300SE | 38 | 2137 | NA | NA |
| RADEON X550 | 50 | 2085 | NA | NA |
| RADEON X550XT | 56 | 2073 | NA | NA |
| Radeon X550XTX | 70 | 2019 | NA | NA |
| RADEON X600 256MB HyperMemory | 56 | 2072 | NA | NA |
| RADEON X600 PRO | 67 | 2038 | 0.42 | \$160.49* |
| RADEON X600 SE | 49 | 2093 | 0.87 | \$56.18* |
| RADEON X600XT | 91 | 1961 | NA | NA |
| RADEON X700 | 72 | 2012 | NA | NA |
| RADEON X700 PRO | 75 | 2003 | NA | NA |
| RADEON X700 SE | 71 | 2017 | NA | NA |
| RADEON X800 GT | 84 | 1981 | NA | NA |
| RADEON X800 GTO | 114 | 1882 | NA | NA |
| RADEON X800 PRO | 64 | 2047 | NA | NA |
| RADEON X800 PRO/GTO | 73 | 2009 | NA | NA |
| RADEON X800 SE | 129 | 1836 | NA | NA |
| RADEON X800 XL | 69 | 2027 | NA | NA |
| RADEON X800 XT | 97 | 1944 | NA | NA |
| RADEON X800 XT Platinum Edition | 81 | 1993 | NA | NA |
| RADEON X800GT | 79 | 1998 | NA | NA |
| RADEON X850 PRO | 72 | 2011 | NA | NA |
| RADEON X850 XT | 81 | 1995 | NA | NA |
| RADEON X850 XT Platinum Edition | 81 | 1987 | NA | NA |
| Radeon X1050 | 49 | 2092 | NA | NA |
| Radeon X1200 | 32 | 2170 | NA | NA |
| Radeon X1250 | 37 | 2141 | NA | NA |
| Radeon X1270 | 31 | 2176 | NA | NA |
| Radeon X1300 | 58 | 2065 | 0.61 | \$95.78* |
| Radeon X1300 PRO | 84 | 1979 | NA | NA |
| Radeon X1550 | 66 | 2042 | 0.43 | \$155.00* |

| Videocard Name | Passmark G3D Mark (higher is better) | Rank (lower is better) | Videocard Value (higher is better) | Price (USD) |
|--|---|---------------------------|---------------------------------------|---------------------------|
| Radeon X1600 GT-DR | 49 | 2090 | NA | NA |
| Radeon X1600 | 49 | 2090 | NA | NA |
| Radeon X1600 Pro | 98 | 1935 | NA | NA |
| Radeon X1600 Pro / X1300XT | 69 | 2028 | NA | NA |
| Radeon X1600 XT | 115 | 1877 | NA | NA |
| Radeon X1650 GTO | 74 | 2005 | NA | NA |
| Radeon X1650 Pro | 84 | 1976 | 0.53 | \$160.89* |
| Radeon X1650 SE | 71 | 2018 | NA | NA |
| Radeon X1700 Targa Edition | 116 | 1875 | NA | NA |
| Radeon X1800 GTO | 140 | 1805 | NA | NA |
| Radeon X1900 CrossFire Edition | 137 | 1818 | NA | NA |
| Radeon X1900 GT | 145 | 1798 | NA | NA |
| Radeon X1950 CrossFire Edition | 151 | 1787 | NA | NA |
| Radeon X1950 GT | 106 | 1907 | NA | NA |
| Radeon X1950 Pro | 112 | 1888 | NA | NA |
| Videocard Name | Passmark G3D Mark (higher is better) | Rank (lower is better) | Videocard Value (higher is better) | Price (USD) |
| RADEON XPRESS 200 | 29 | 2182 | NA | NA |
| RADEON XPRESS 200 CROSSFIRE | 18 | 2222 | NA | NA |
| RADEON XPRESS 200M | 22 | 2212 | NA | NA |
| Radeon Xpress 1100 | 34 | 2159 | NA | NA |
| Radeon Xpress 1150 | 29 | 2180 | NA | NA |
| Radeon Xpress 1200 | 35 | 2149 | NA | NA |
| Radeon Xpress 1250 | 42 | 2115 | NA | NA |
| Radeon Xpress 1270 | 26 | 2191 | NA | NA |
| Radeon Xpress 1300 | 52 | 2077 | NA | NA |
| Radeon Xpress 1300M | 40 | 2125 | NA | NA |
| RadeonT RX Vega 11 | 2131 | 614 | NA | NA |
| Rage 128 Pro | 1 | 2398 | NA | NA |
| RAGE 128 PRO AGP 4X TMDS | 1 | 2400 | NA | NA |
| Rage Fury Pro/Xpert 2000 Pro | 3 | 2361 | NA | NA |
| Red Hat QXL controller | 31 | 2173 | NA | NA |
| RGH Drivers v3 | 11 | 2242 | NA | NA |
| RIVA TNT2 Model 64/Model 64 Pro | 3 | 2338 | NA | NA |
| RIVA TNT2/TNT2 Pro | 3 | 2350 | NA | NA |
| RTX 2000 Ada Generation Laptop GPU | 15360 | 81 | NA | NA |

| Videocard Name | Passmark G3D Mark (higher is better) | Rank (lower is better) | Videocard Value (higher is better) | Price (USD) |
|---|---|---------------------------|---------------------------------------|-----------------------------|
| RTX 3000 Ada Generation Laptop GPU | 17522 | 30 | NA | NA |
| RTX 4000 Ada Generation Laptop GPU | 21533 | 24 | NA | NA |
| RTX 4000 SFF Ada Generation | 19925 | 31 | NA | NA |
| RTX 5000 Ada Generation Laptop GPU | 20729 | 27 | NA | NA |
| RTX 6000 Ada Generation | 22528 | 21 | NA | NA |
| RTX A500 Laptop GPU | 6883 | 242 | NA | NA |
| RTX A1000 6GB Laptop GPU | 11256 | 143 | NA | NA |
| RTX A1000 Laptop GPU | 9515 | 167 | NA | NA |
| RTX A2000 | 13720 | 99 | 32.75 | \$419.00 |
| RTX A2000 8GB Laptop GPU | 10931 | 146 | NA | NA |
| RTX A2000 12GB | 14058 | 93 | NA | NA |
| RTX A2000 Laptop GPU | 10093 | 157 | NA | NA |
| RTX A3000 12GB Laptop GPU | 14729 | 86 | NA | NA |
| RTX A3000 Laptop GPU | 12467 | 125 | NA | NA |
| RTX A4000 | 19171 | 42 | 25.56 | \$749.99* |
| RTX A4000 Laptop GPU | 15790 | 73 | NA | NA |
| RTX A4500 | 21366 | 26 | 19.78 | \$1,079.99* |
| RTX A4500 Laptop GPU | 17661 | 57 | NA | NA |
| RTX A5000 | 23216 | 18 | 10.84 | \$2,141.99* |
| RTX A5000 Laptop GPU | 15952 | 70 | NA | NA |
| RTX A5500 | 19314 | 40 | 8.90 | \$2,169.99* |
| RTX A5500 Laptop GPU | 18119 | 54 | NA | NA |
| RTX A6000 | 22562 | 19 | 4.83 | \$4,673.98 |
| RV530 PRO | 118 | 1868 | NA | NA |
| Ryzen 3 4300G with Radeon Graphics | 1867 | 680 | NA | NA |
| Ryzen 3 4300GE with Radeon Graphics | 2246 | 593 | NA | NA |
| Ryzen 3 4300U with Radeon Graphics | 1335 | 831 | NA | NA |
| Ryzen 3 5300G with Radeon Graphics | 1963 | 655 | NA | NA |
| Ryzen 3 5300GE with Radeon Graphics | 2171 | 606 | NA | NA |
| Ryzen 3 5300U with Radeon Graphics | 1549 | 767 | NA | NA |
| Videocard Name | Passmark G3D Mark (higher is better) | Rank (lower is better) | Videocard Value (higher is better) | Price (USD) |
| Ryzen 3 5400U with Radeon Graphics | 1624 | 748 | NA | NA |
| Ryzen 3 PRO 4200GE with Radeon Graphics | 1748 | 716 | NA | NA |
| Ryzen 3 PRO 4300U with Radeon Graphics | 1542 | 771 | NA | NA |

| Videocard Name | Passmark G3D Mark (higher is better) | Rank (lower is better) | Videocard Value (higher is better) | Price (USD) |
|---|---|---------------------------|---------------------------------------|----------------|
| Ryzen 3 PRO 4350G with Radeon Graphics | 2199 | 699 | NA | NA |
| Ryzen 3 PRO 4350GE with Radeon Graphics | 1793 | 705 | NA | NA |
| Ryzen 3 PRO 4450U with Radeon Graphics | 1535 | 774 | NA | NA |
| Ryzen 3 PRO 5350G with Radeon Graphics | 2282 | 581 | NA | NA |
| Ryzen 3 PRO 5350GE with Radeon Graphics | 2307 | 573 | NA | NA |
| Ryzen 3 PRO 5450U with Radeon Graphics | 1601 | 756 | NA | NA |
| Ryzen 5 2500U with Radeon Vega | 1503 | 784 | NA | NA |
| Ryzen 5 4500U with Radeon Graphics | 1804 | 700 | NA | NA |
| Ryzen 5 4600G with Radeon Graphics | 2414 | 555 | NA | NA |
| Ryzen 5 4600H with Radeon Graphics | 2264 | 590 | NA | NA |
| Ryzen 5 4600HS with Radeon Graphics | 8120 | 204 | NA | NA |
| Ryzen 5 4600U with Radeon Graphics | 1873 | 677 | NA | NA |
| Ryzen 5 5500U with Radeon Graphics | 2010 | 642 | NA | NA |
| Ryzen 5 5560U with Radeon Graphics | 2120 | 617 | NA | NA |
| Ryzen 5 5600G with Radeon Graphics | 2582 | 529 | NA | NA |
| Ryzen 5 5600GE with Radeon Graphics | 2601 | 524 | NA | NA |
| Ryzen 5 5600H with Radeon Graphics | 2332 | 569 | NA | NA |
| Ryzen 5 5600U with Radeon Graphics | 2188 | 603 | NA | NA |
| Ryzen 5 6600HS Creator Edition | 3685 | 410 | NA | NA |
| Ryzen 5 6600U with Radeon Graphics | 3233 | 453 | NA | NA |
| Ryzen 5 PRO 4400G with Radeon Graphics | 2305 | 574 | NA | NA |
| Ryzen 5 PRO 4400GE with Radeon Graphics | 1441 | 800 | NA | NA |
| Ryzen 5 PRO 4500U with Radeon Graphics | 2007 | 644 | NA | NA |
| Ryzen 5 Pro 4650G with Radeon Graphics | 2417 | 553 | NA | NA |
| Ryzen 5 PRO 4650GE with Radeon Graphics | 2040 | 632 | NA | NA |
| Ryzen 5 PRO 4650U with Radeon Graphics | 1705 | 726 | NA | NA |
| Ryzen 5 PRO 5650G with Radeon Graphics | 2505 | 541 | NA | NA |
| Ryzen 5 PRO 5650GE with Radeon Graphics | 2470 | 546 | NA | NA |
| Ryzen 5 PRO 5650U with Radeon Graphics | 2018 | 639 | NA | NA |

| Videocard Name | Passmark G3D Mark (higher is better) | Rank (lower is better) | Videocard Value (higher is better) | Price (USD) |
|--|---|---------------------------|---------------------------------------|----------------|
| <u>Ryzen 5 PRO 6650U</u> | 3629 | 416 | NA | NA |
| <u>Ryzen 5 PRO 6650U with Radeon Graphics</u> | 3629 | 416 | NA | NA |
| <u>Ryzen 7 2700U with Radeon Vega</u> | 1617 | 750 | NA | NA |
| <u>Ryzen 7 4700G with Radeon Graphics</u> | 2186 | 604 | NA | NA |
| <u>Ryzen 7 4700GE with Radeon Graphics</u> | 2496 | 542 | NA | NA |
| <u>Ryzen 7 4700U with Radeon Graphics</u> | 2034 | 634 | NA | NA |
| <u>Ryzen 7 4800H with Radeon Graphics</u> | 2113 | 619 | NA | NA |
| <u>Ryzen 7 4800U with Radeon Graphics</u> | 2343 | 565 | NA | NA |
| <u>Ryzen 7 5700G with Radeon Graphics</u> | 2802 | 490 | NA | NA |
| <u>Ryzen 7 5700GE with Radeon Graphics</u> | 2656 | 519 | NA | NA |
| <u>Ryzen 7 5700U with Radeon Graphics</u> | 2248 | 592 | NA | NA |
| <u>Ryzen 7 5800H with Radeon Graphics</u> | 2782 | 493 | NA | NA |
| <u>Ryzen 7 5800HS with Radeon Graphics</u> | 4839 | 332 | NA | NA |
| <u>Ryzen 7 5800U with Radeon Graphics</u> | 2388 | 560 | NA | NA |
| <u>Ryzen 7 6800H</u> | 5247 | 301 | NA | NA |
| <u>Ryzen 7 6800H with Radeon Graphics</u> | 4795 | 334 | NA | NA |
| <u>Ryzen 7 6800HS</u> | 5237 | 302 | NA | NA |
| Videocard Name | Passmark G3D Mark (higher is better) | Rank (lower is better) | Videocard Value (higher is better) | Price (USD) |
| <u>Ryzen 7 6800HS Creator Edition</u> | 5345 | 295 | NA | NA |
| <u>Ryzen 7 6800HS with Radeon Graphics</u> | 6867 | 245 | NA | NA |
| <u>Ryzen 7 6800U</u> | 5006 | 324 | NA | NA |
| <u>Ryzen 7 6800U with Radeon Graphics</u> | 4708 | 346 | NA | NA |
| <u>Ryzen 7 Extreme Edition</u> | 2215 | 600 | NA | NA |
| <u>Ryzen 7 Pro 4750G with Radeon Graphics</u> | 2681 | 515 | NA | NA |
| <u>Ryzen 7 PRO 4750GE with Radeon Graphics</u> | 2549 | 531 | NA | NA |
| <u>Ryzen 7 PRO 4750U with Radeon Graphics</u> | 2029 | 636 | NA | NA |
| <u>Ryzen 7 PRO 5750G with Radeon Graphics</u> | 2452 | 549 | NA | NA |
| <u>Ryzen 7 PRO 5750GE with Radeon Graphics</u> | 2543 | 533 | NA | NA |
| <u>Ryzen 7 PRO 5850U with Radeon Graphics</u> | 2301 | 576 | NA | NA |
| <u>Ryzen 7 PRO 6850HS with Radeon Graphics</u> | 3736 | 407 | NA | NA |
| <u>Ryzen 7 PRO 6850U</u> | 5580 | 284 | NA | NA |

| Videocard Name | Passmark G3D Mark <small>(higher is better)</small> | Rank <small>(lower is better)</small> | Videocard Value <small>(higher is better)</small> | Price <small>(USD)</small> |
|---|--|--|--|-------------------------------|
| Ryzen 7 PRO 6800Z with Radeon Graphics | 5076 | 316 | NA | NA |
| Ryzen 7 PRO 6860Z | 5076 | 316 | NA | NA |
| Ryzen 7 PRO 6860Z with Radeon Graphics | 4729 | 343 | NA | NA |
| Ryzen 9 5900HS with Radeon Graphics | 5809 | 276 | NA | NA |
| Ryzen 9 5900HX with Radeon Graphics | 2888 | 482 | NA | NA |
| Ryzen 9 6900HS | 8005 | 209 | NA | NA |
| Ryzen 9 6900HS with Radeon Graphics | 5827 | 275 | NA | NA |
| Ryzen 9 6900HX | 5415 | 292 | NA | NA |
| Ryzen 9 6900HX with Radeon Graphics | 4208 | 375 | NA | NA |
| Ryzen 9 PRO 6950H | 5661 | 280 | NA | NA |
| Ryzen 9 PRO 6950HS with Radeon Graphics | 5067 | 318 | NA | NA |
| S3 5400EW | 148 | 1791 | NA | NA |
| S3 Chrome 430 ULP | 39 | 2131 | NA | NA |
| S3 Chrome S25 DDR2 | 18 | 2219 | NA | NA |
| S3 Chrome S27 DDR3 | 33 | 2162 | NA | NA |
| S3 Inc. Savage4 | 3 | 2359 | NA | NA |
| S3 ProSavageDDR | 1 | 2397 | NA | NA |
| S3 SuperSavage/IXC 1014 | 1 | 2391 | NA | NA |
| SAPPHIRE RADEON 9000 ATLANTIS PRO | 5 | 2296 | NA | NA |
| SAPPHIRE RADEON 9600 ATLANTIS | 47 | 2099 | NA | NA |
| Sapphire RADEON X800 GT | 112 | 1891 | NA | NA |
| SAPPHIRE Radeon X1550 | 61 | 2055 | NA | NA |
| Seria Mobility Radeon HD 3400 | 124 | 1849 | NA | NA |
| Seria Radeon HD 7700 | 1603 | 755 | NA | NA |
| SUMO 964A | 497 | 1448 | NA | NA |
| SUMO 9640 | 650 | 1259 | NA | NA |
| SUMO 9644 | 465 | 1482 | NA | NA |
| Surface Duo Adreno 640 GPU | 425 | 1522 | NA | NA |
| T400 | 3621 | 417 | 20.12 | \$179.99* |
| T400 4GB | 3646 | 413 | NA | NA |
| T500 | 3639 | 414 | NA | NA |
| T550 Laptop GPU | 4759 | 341 | NA | NA |
| T600 | 6499 | 255 | 27.08 | \$239.99* |
| T600 Laptop GPU | 6961 | 241 | NA | NA |

| Videocard Name | Passmark G3D Mark (higher is better) | Rank (lower is better) | Videocard Value (higher is better) | Price (USD) |
|--|---|---------------------------|---------------------------------------|-----------------------------|
| T1000 | 7637 | 225 | 4.1.00 | \$999.10 |
| T1000 8GB | 7637 | 225 | NA | NA |
| Videocard Name | Passmark G3D Mark (higher is better) | Rank (lower is better) | Videocard Value (higher is better) | Price (USD) |
| T1200 Laptop GPU | 7763 | 220 | NA | NA |
| TENSOR 1.0 Driver Intel HD 630 | 1299 | 842 | NA | NA |
| Tesla C2050 | 3323 | 447 | 12.31 | \$269.99* |
| Tesla C2050 / C2070 | 3428 | 434 | NA | NA |
| Tesla C2070 | 3101 | 464 | 5.13 | \$604.00* |
| Tesla C2075 | 3118 | 462 | 4.83 | \$646.00* |
| Tesla K20m | 4330 | 368 | NA | NA |
| Tesla K20Xm | 2917 | 480 | NA | NA |
| Tesla K40m | 3281 | 448 | NA | NA |
| Tesla M6 | 7509 | 229 | 37.73 | \$199.00* |
| Tesla M10 | 3490 | 426 | 1.30 | \$2,695.00* |
| Tesla M40 | 10212 | 152 | 17.02 | \$600.00* |
| Tesla M40 24GB | 10474 | 149 | NA | NA |
| Tesla M60 | 7770 | 218 | 9.86 | \$787.90* |
| Tesla M2070-Q | 1305 | 838 | NA | NA |
| Tesla P4 | 9015 | 182 | NA | NA |
| Tesla P40 | 18514 | 52 | NA | NA |
| Tesla P100-PCIe-16GB | 7225 | 234 | NA | NA |
| Tesla T4 | 10867 | 147 | 2.34 | \$4,646.99 |
| Tesla T10 | 12650 | 121 | NA | NA |
| TITAN RTX | 19896 | 35 | 7.12 | \$2,794.99* |
| TITAN V | 19920 | 32 | 9.96 | \$1,999.99* |
| TITAN V CEO Edition | 16987 | 59 | NA | NA |
| TITAN Xp COLLECTORS EDITION | 19303 | 41 | NA | NA |
| TRINITY DEVASTATOR MOBILE | 699 | 1214 | NA | NA |
| TRINITY SCRAPPER MOBILE | 498 | 1447 | NA | NA |
| V9560XT | 6 | 2271 | NA | NA |
| Vanta/Vanta LT | 3 | 2363 | NA | NA |
| VIA Chrome9 HC3 IGP | 2 | 2375 | NA | NA |
| VIA Chrome9 HC IGP | 4 | 2324 | NA | NA |
| VIA Chrome9 HC IGP Family | 3 | 2336 | NA | NA |
| VIA Chrome9 HC IGP Family WDDM | 3 | 2348 | NA | NA |

| Videocard Name | Passmark G3D Mark (higher is better) | Rank (lower is better) | Videocard Value (higher is better) | Price (USD) |
|--|---|---------------------------|---------------------------------------|----------------|
| VIA Chrome9 HC IGP WDDM 1.1 | 2 | 2371 | NA | NA |
| VIA Chrome9 HC IGP WDDM | 2 | 2371 | NA | NA |
| VIA Chrome9 HC IGP WDDM 1.1 | 3 | 2352 | NA | NA |
| VIA Chrome9 HCM IGP | 1 | 2395 | NA | NA |
| VIA Chrome9 HD IGP | 9 | 2247 | NA | NA |
| VIA/S3G C-645/640 GPU | 132 | 1831 | NA | NA |
| VIA/S3G Chrome 645/640 GPU | 109 | 1902 | NA | NA |
| VIA/S3G DeltaChrome IGP | 3 | 2354 | NA | NA |
| VIA/S3G KM400/KN400 | 4 | 2330 | NA | NA |
| VIA/S3G UniChrome IGP | 4 | 2325 | NA | NA |
| VIA/S3G UniChrome Pro IGP | 4 | 2310 | NA | NA |
| VIA/S3G UniChromell | 5 | 2279 | NA | NA |
| VisionTek Radeon 7000 | 1 | 2392 | NA | NA |
| WinFast A250 LE | 4 | 2305 | NA | NA |
| Xabre | 5 | 2297 | NA | NA |
| XGI Volari Family v1.13.23.D_V | 4 | 2315 | NA | NA |
| ZX Chrome 645/640 GPU | 147 | 1796 | NA | NA |

* - Last price seen from our affiliates.

